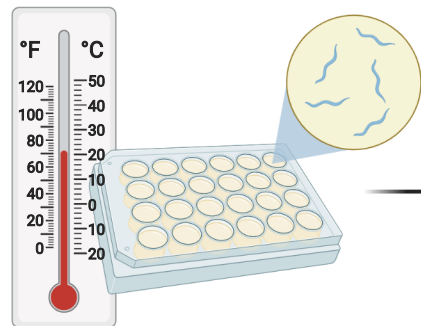


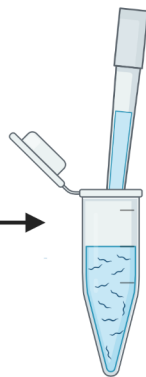
Steps 1-5

Worm Preparation &  
Age-synchronization



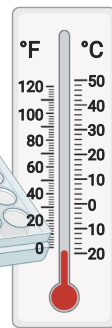

Step 6

Intestinal Colonization  
or Treatment



Step 7

Preparation for  
Imaging



Step 8

Image Acquisition



Step 9

Image Processing