
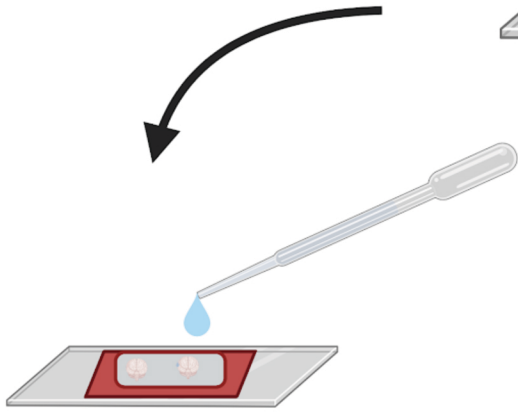



Adhere coverslip to silicone isolator and place tissue samples in the center of the well.



Gently run a smooth, blunt instrument along glass above isolator adhesive to fully adhere coverslip

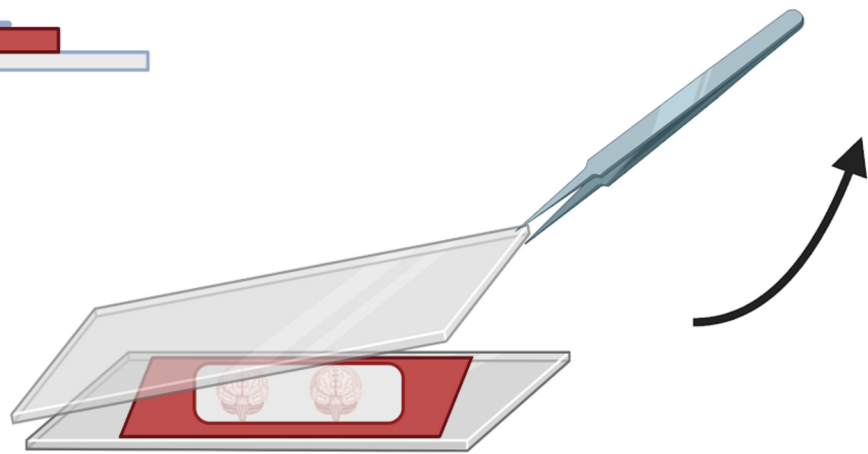


Top

Fill with RIMS until meniscus is level with or slightly above the top of the well.



Side



Align and gently lower coverslip onto silicone isolator from one side to the other