

Transplantati... TMZ-Kurve TMZ-Dashbo...

Gesehen Historie Therapieplan alle Kommentare 1 Woche 1 Monat 3 Monate 6 Monate 1 Jahr

Termine

letzter Ambulanztermin 27.11.2020

nächster Ambulanztermin

letzter Telemedizinintermin

nächster Telemedizinintermin MMM d, y

Gesehen durch

Kommentar Kommentar Kommentar

● Temperatur ● Gewicht ● Blutzucker

Fr 05	Sa 06	So 07	Mo 08	Di 09	Mi 10	Do 11	Fr 12	Sa 13	So 14	Mo 15	Di 16	Mi 17	Do 18	Fr 19	480	200	42
															420	180	41
															360	160	40

1.3.3. Set the patient's current body weight in the telemedicine dashboard by clicking on the Therapeutic Plan button, fill in Weight in kg, and click on Confirm Data.

Unfortunately, our dashboard cannot be translated fully. Therapeutic plan (in German Therapieplan)

*Anfang

Feb 19, 2021



*Startgewicht in kg

Startgewicht Historie

Häufigkeit

Blutdruck	nicht	2x/Tag	1x/Tag	2x/W...	1x/W...
Puls	nicht	2x/Tag	1x/Tag	2x/W...	1x/W...
Gewicht	nicht	2x/Tag	1x/Tag	2x/W...	1x/W...
Subjektives Befinden	nicht	2x/Tag	1x/Tag	2x/W...	1x/W...
Temperatur	nicht	2x/Tag	1x/Tag	2x/W...	1x/W...

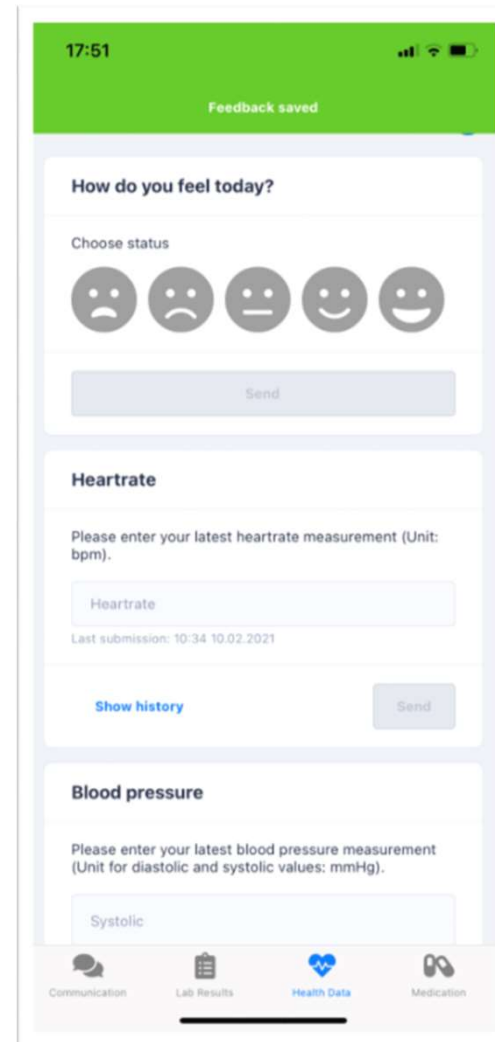
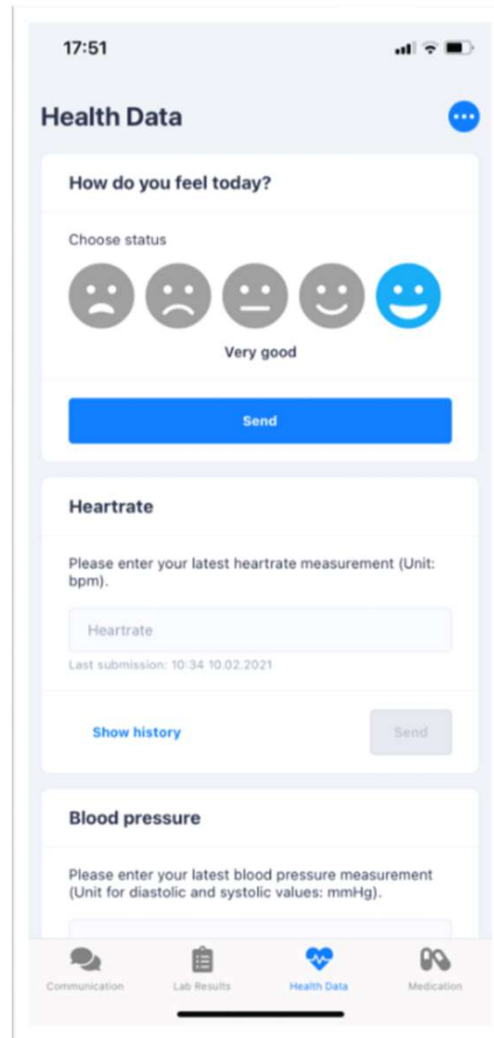

übernehmen

In red frames: setting of weight and frequency Table (Tag means day)

uebernehmen means Confirm data in German

1.3.3. Set the patient's current body weight in the telemedicine dashboard by clicking on the Therapeutic Plan button, fill in Weight in kg, and click on Confirm Data.

1.3.4. Define the therapeutic plan for home measurements with the patient and fill out the Frequency table in TBase.



3.1.2 After receiving the initial login data from the nurse, change the login data, and confirm participation digitally. Enter the new login data into the app and push Sign in. After the app opens, enter the well-being status, and click on the Send button. Observe the buzzing sound and the confirmation sign (green banner showing Feedback sent).

17:52

Heartrate

Last submission: 10:34 10.02.2021

Show history Send

Blood pressure

Please enter your latest blood pressure measurement (Unit for diastolic and systolic values: mmHg).

129

78

Last submission: 10:35 10.02.2021

Show history Send

Done

1	2 ABC	3 DEF
4 GHI	5 JKL	6 MNO
7 PQRS	8 TUV	9 WXYZ
,	0	<X>

18:06

Vital data saved

Heartrate

Last submission: 10:34 10.02.2021

Show history Send

Blood pressure

Please enter your latest blood pressure measurement (Unit for diastolic and systolic values: mmHg).

Systolic

Diastolic

Last submission: 18:06 19.02.2021

Show history Send

Body temperature

Please enter your latest body temperature measurement (Unit: °C).

Body temperature

Last submission: 10:35 10.02.2021

Show history Send


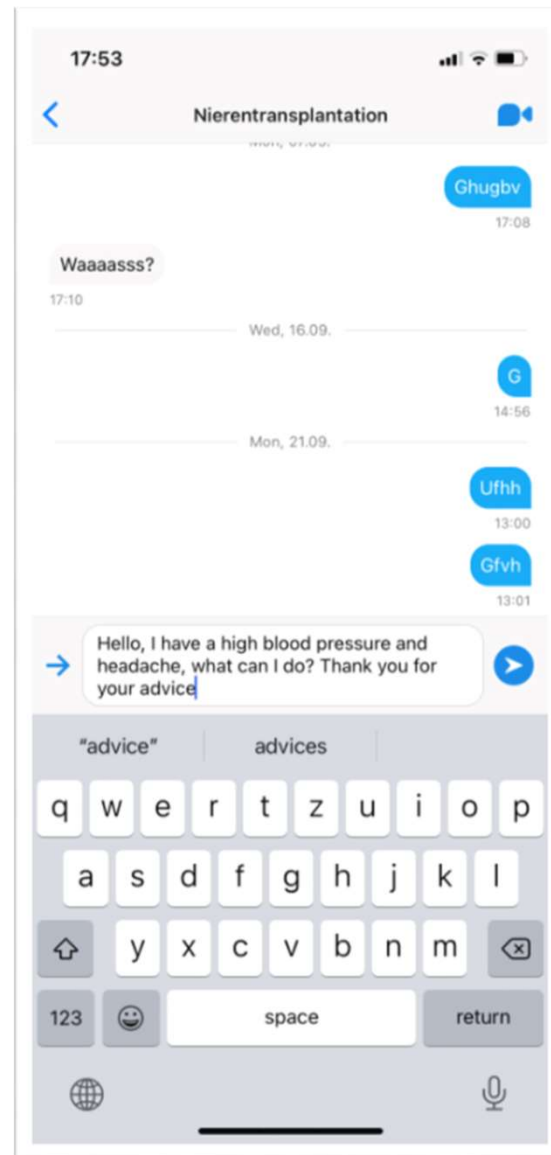
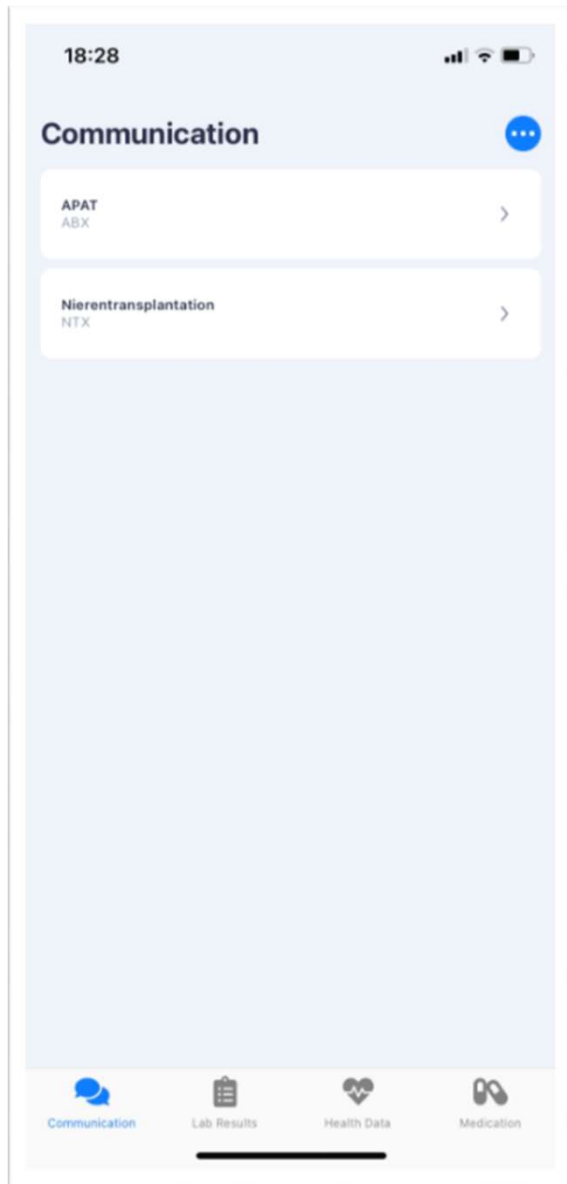
Communication Lab Results Health Data Medication

17:52

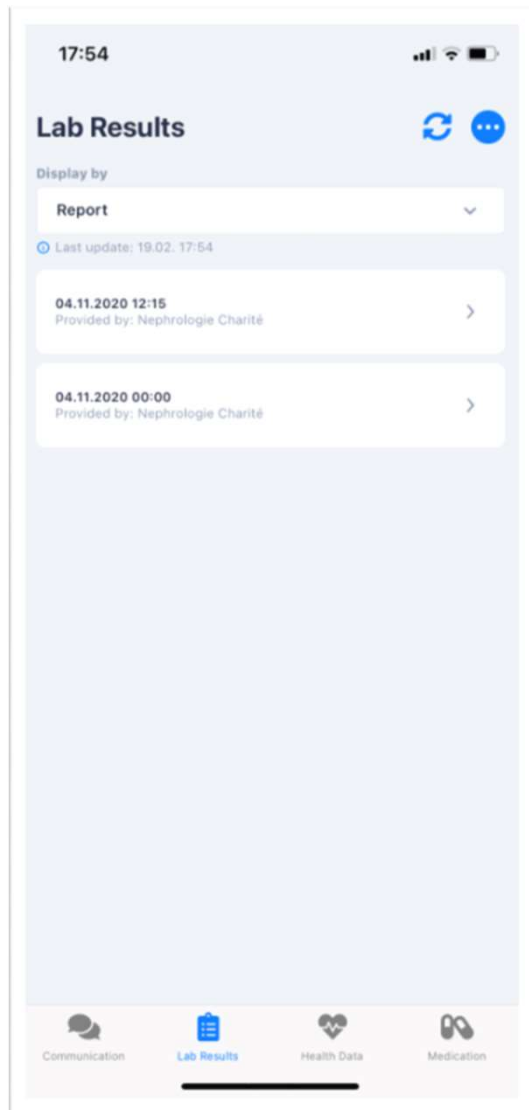
Blood pressure

Date	Systolic	Diastolic
19.02.2021 17:52	129 mmHg	78 mmHg
10.02.2021 10:35	112 mmHg	78 mmHg
07.02.2021 12:57	120 mmHg	80 mmHg
13.01.2021 20:21	120 mmHg	80 mmHg
08.01.2021 22:59	128 mmHg	56 mmHg
06.01.2021 09:05	120 mmHg	78 mmHg
14.12.2020 18:12	112 mmHg	78 mmHg
08.12.2020 12:15	118 mmHg	78 mmHg
04.12.2020 16:25	112 mmHg	80 mmHg
02.12.2020 08:58	112 mmHg	78 mmHg
26.11.2020 09:04	120 mmHg	80 mmHg
26.11.2020 09:04	120 mmHg	80 mmHg
25.11.2020 17:46	112 mmHg	80 mmHg
20.11.2020 12:06	220 mmHg	95 mmHg
18.11.2020 18:01	120 mmHg	78 mmHg
12.11.2020 16:17	118 mmHg	78 mmHg
12.11.2020 16:14	120 mmHg	80 mmHg
03.11.2020 12:55	112 mmHg	78 mmHg
22.10.2020 08:22	112 mmHg	78 mmHg
19.10.2020 07:38	112 mmHg	78 mmHg

3.1.3. Measure the blood pressure, enter the data into the app, and push the Send button. Observe the buzzing sound and the green banner pop-up showing Vital Data Sent. Look at the [Show History](#) list and observe the table with all the values and transmission information



3.1.4. Open the Communication page and send a text message to the nurse. Start a video session by clicking on the Video button (camera icon). Open the Lab Results page and look at recent laboratory data. Open the Medication page, scroll through the medication plan, and confirm medication intake. Set the alert function for timely medication intake.



17:55

04.11.2020 12:15
Provided by: Nephrologie Charité

Label	Value	Norm	Unit
GFR4vHPSCH	>90		
RPIEB	0.7		
CAkor	2.23		mmol/l
MgHP	0.98	0.66-1.07	mmol/l
PhosphorHP	0.91	0.87-1.45	mmol/l
CalciumHP	2.39	2.15-2.50	mmol/l
ChloridHP	99	98-107	mmol/l
NatriumHP	137	136-145	mmol/l
KaliumHP	3.9	3.4-4.5	mmol/l
ASLSE	127	0-200	klU/l
LDLCholCHP	106	< 130	mg/dl
GlucoseFSG	78	60-110	mg/dl
nHDL-C	118		mg/dl
fHbHP	26	< 2.00	mg/dl
BilIChP	0.17	< 0.30	mg/dl
BilITHP	0.52	< 1.20	mg/dl
HDLCholHP	48	> 45	mg/dl
TGHP	72	< 200	mg/dl

3.1.4. Open the Communication page and send a text message to the nurse. Start a video session by clicking on the Video button (camera icon). **Open the Lab Results page and look at recent laboratory data.** Open the Medication page, scroll through the medication plan, and confirm medication intake. Set the alert function for timely medication intake.

17:55

Medication

For Friday, 19. Feb

Morning [Hide Medication](#)

Did you ingest your entire morning-medication?

No ✕ Yes ✓ Partially ▾

Metoprolol und Thiazide, Beloc-Zok comp
 Ingredient: Metoprolol succinat, Metoprolol, Hydrochlorothiazid
 Dose: 1 Stück
 Shape: Retard-Tabletten
 Ingestion: breakfast
 Note: -

Ingested? ✕ ✓

Acetylsalicylsäure, ASS 100mg Heumann
 Ingredient: Acetylsalicylsäure
 Dose: 1 Stück
 Shape: Tabletten
 Ingestion: breakfast
 Note: -

Ingested? ✕ ✓

Levodopa und Decarboxylasehemmer, Levodopa/Carbidopa-ratiopharm 100mg/25mg
 Ingredient: Carbidopa-1-Wasser, Carbidopa, Levodopa
 Dose: 1 Stück
 Shape: Tabletten
 Ingestion: breakfast
 Note: Test #1281

Ingested? ✕ ✓

Noon [Show Medication](#)

Did you ingest your entire noon-medication?

No ✕ Yes ✓ Partially ▾

Load as PDF

Communication Lab Results Health Data Medication

17:55

Ingestion feedback sent successfully.

Medication

For Friday, 19. Feb

Morning [Show Medication](#)

Did you ingest your entire morning-medication?

No ✕ Yes ✓ Partially ▸

Noon [Show Medication](#)

Did you ingest your entire noon-medication?

No ✕ Yes ✓ Partially ▸

Evening [Show Medication](#)

Did you ingest your entire evening-medication?

No ✕ Yes ✓ Partially ▸

For the night

No entries

Load as PDF

Communication Lab Results Health Data Medication

3.1.4. Open the Communication page and send a text message to the nurse. Start a video session by clicking on the Video button (camera icon). Open the Lab Results page and look at recent laboratory data. Open the Medication page, scroll through the medication plan, and confirm medication intake. Set the alert function for timely medication intake.