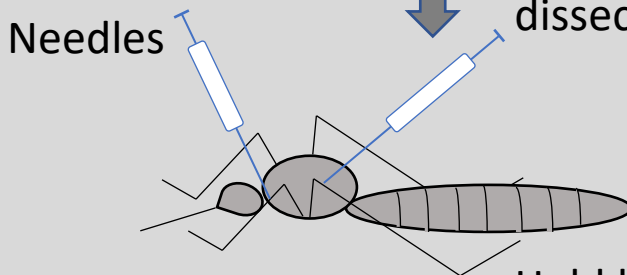
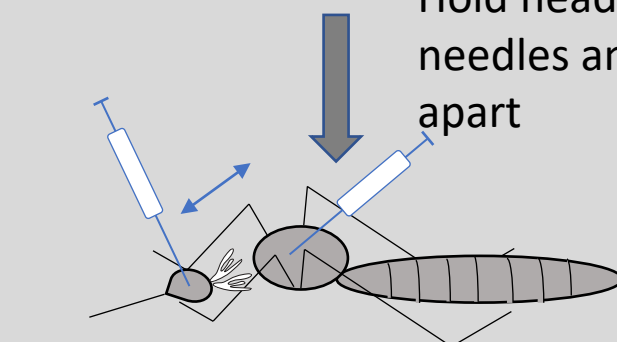


Transfer one mosquito to a slide, mounted under a dissecting microscope

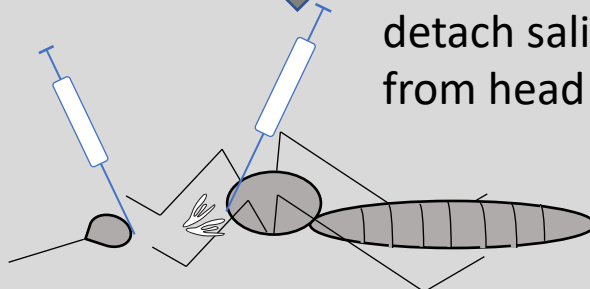


Hold head and thorax with needles and gently pull apart



Salivary gland

Use needles to gently detach salivary gland from head and thorax



Pool salivary glands in few drops of HBSS



- Collect salivary glands with a Pasteur pipette and transfer to a low retention 1.5 ml tube
- Grind salivary glands to release sporozoites. Count them on a hemocytometer.