













	Our protocol	Tigges <i>et al.</i>	Chen <i>et al.</i>	Crouch and Doetsch	Thomsen <i>et al.</i>	Yamazaki <i>et al.</i>
Treatment of tissue 	- meninges /white matter	No	- meninges /white matter	No	- meninges /white matter	- meninges /white matter
Tissue disintegration 	Dounce tissue grinder	21/18 gauge needle	Razor blade	Scalpel	Scalpel	-
Purification 	3X/ BSA Dextran	1X/ BSA PBS	1X/BSA PBS	1X/Percoll	1X/ Percoll	1X/ BSA PBS
Enrichment 	2X filtration/59µm	No	No	FACS	No	No
Enzymatic digestion 	1X/33'	1X/70'	2X/90'-60'	1X/30'	2X/75'-50'	2X/75'-60'
Animal expense 	10  / 9 wells of 6 well plate	6  /2 wells of 6 well plate	?  /3 wells of 6 well plate	1  /1 well of 24 well plate	?  /? wells of 35 mm plate	5  /1 well of 6 well plate