



A

Collagen 1 Immunohistochemistry

Intact adipose tissue

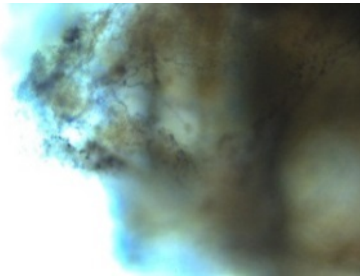


Decellularized ECM

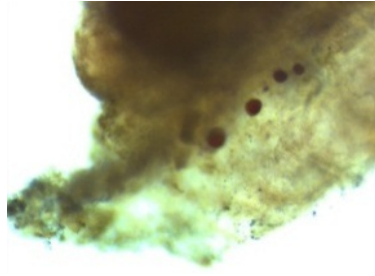


Oil Red-O stained live tissue

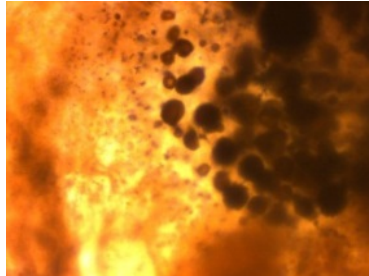
Decellularized ECM



ECM repopulated-
4 days diff

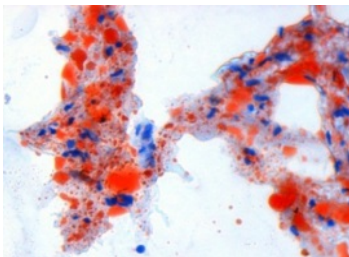


ECM repopulated-
14 days diff

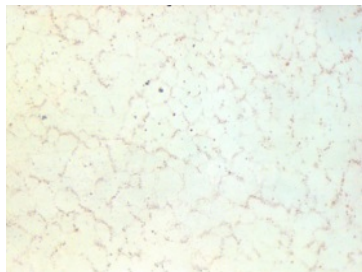


Oil Red-O stained fixed tissue

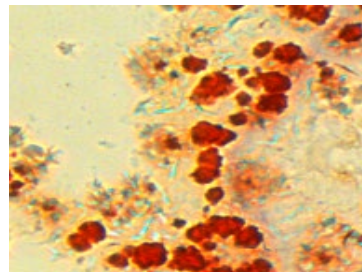
Intact adipose tissue



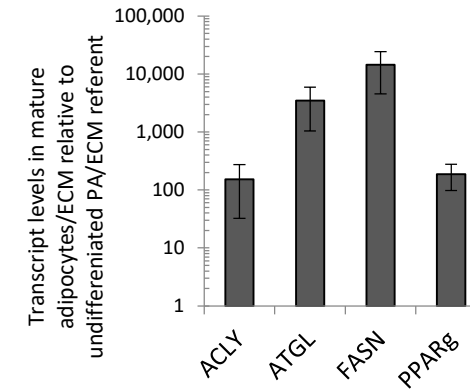
Decellularized ECM



ECM repopulated-
14 days diff



B



C

