

Journal of Visualized Experiments

A Microwave-assisted Direct Heteroarylation of Ketones Using Transition Metal Catalysis

--Manuscript Draft--

Article Type:	Invited Methods Article - JoVE Produced Video
Manuscript Number:	JoVE60441R2
Full Title:	A Microwave-assisted Direct Heteroarylation of Ketones Using Transition Metal Catalysis
Section/Category:	JoVE Chemistry
Keywords:	Microwave irradiation; transition metal catalysis; organic synthesis; heteroarylation; ketone; palladium
Corresponding Author:	Lili Ma Northern Kentucky University Highland Heights, KY UNITED STATES
Corresponding Author's Institution:	Northern Kentucky University
Corresponding Author E-Mail:	mal1@nku.edu
Order of Authors:	Alexander Rosen
	Kara Lindsay
	Andrew Quillen
	Quynh Nguyen
	Matthew Neiser
	Stephen Ramirez
	Stefana Costan
	Nathan Johnson
	Thuy Donna Do
	Lili Ma
Additional Information:	
Question	Response
Please indicate whether this article will be Standard Access or Open Access.	Standard Access (US\$2,400)
Please indicate the city, state/province, and country where this article will be filmed . Please do not use abbreviations.	Highland Heights, KY

TITLE:

A Microwave-Assisted Direct Heteroarylation of Ketones Using Transition Metal Catalysis

AUTHORS AND AFFILIATIONS:

Alexander Rosen¹, Kara Lindsay¹, Andrew Quillen¹, Quynh Nguyen¹, Matthew Neiser¹, Stephen Ramirez¹, Stefana Costan¹, Nathan Johnson¹, Thuy Donna Do¹ and Lili Ma¹

¹Department of Chemistry & Biochemistry, Northern Kentucky University, Nunn Drive, Highland Heights, KY, USA

Email addresses of co-authors:

Alexander Rosen: rosen1@mymail.nku.edu

Kara Lindsay: lindsayk1@mymail.nku.edu

Andrew Quillen: quillena3@mymail.nku.edu

Quynh Nguyen: nguyenq2@mymail.nku.edu

Matthew Neiser: neiserm1@mymail.nku.edu

Stephen Ramirez: szr3@cornell.edu

Stefana Costan: Stefana_Costan@nku.edu

Nathan Johnson: johnsonn9@mymail.nku.edu

Thuy Donna Do: dot1@mymail.nku.edu

Corresponding Author:

Lili Ma

mal1@nku.edu

KEYWORDS:

microwave irradiation, transition metal catalysis, organic synthesis, heteroarylation, ketone, palladium

SUMMARY:

Heteroaryl compounds are important molecules utilized in organic synthesis, medicinal and biological chemistry. A microwave-assisted heteroarylation using palladium catalysis provides a rapid and efficient method to attach heteroaryl moieties directly to ketone substrates.

ABSTRACT:

Heteroarylation introduces heteroaryl fragments to organic molecules. Despite the numerous available reactions reported for arylation via transition metal catalysis, the literature on direct heteroarylation is scarce. The presence of heteroatoms such as nitrogen, sulfur and oxygen often make heteroarylation a challenging research field due to catalyst poisoning, product decomposition and the rest. This protocol details a highly efficient direct α -C(sp³) heteroarylation of ketones under microwave irradiation. Key factors for successful heteroarylation include the use of XPhos Palladacycle Gen. 4 Catalyst, excess base to suppress side reactions and the high temperature and pressure achieved in a sealed reaction vial under microwave irradiation. The heteroarylation compounds prepared by this method were fully characterized by proton nuclear magnetic resonance spectroscopy (¹H NMR), carbon nuclear magnetic resonance spectroscopy

(¹³C NMR) and high-resolution mass spectrometry (HRMS). This methodology has several advantages over literature precedents including broad substrate scope, rapid reaction time, greener procedure and operational simplicity by eliminating the preparation of intermediates such as silyl enol ether. Possible applications for this protocol include, but are not limited to, diversity-oriented synthesis for the discovery of biologically active small molecules, domino synthesis for the preparation of natural products and ligand development for new transition metal catalytic systems.

INTRODUCTION:

Microwaves interact with materials through ionic conduction or dipolar polarization to provide rapid and homogeneous heating. Microwave-assisted organic reactions have gained increasing popularity in research laboratories after the first report for rapid organic synthesis in 1986¹. Though the exact nature of microwave heating is not clear and the existence of a “nonthermal” microwave effect is still under debate, significant rate enhancements for microwave-assisted organic reactions have been observed and reported². Sluggish reactions that normally take hours or days to finish have been reported to be completed within minutes under microwave irradiation³⁻⁶. Difficult organic reactions that require high activation energy such as cyclizations and construction of sterically hindered sites were reported to be successful under microwave irradiation with improved reaction yields and purity⁷. Combined with other features such as solvent-free reactions and domino reactions, microwave-assisted organic synthesis offers unparalleled advantages in the design of eco-friendly reactions.

Unlike its arylation equivalent, which has been widely studied, heteroarylation, especially on the α -C(sp³) of carbonyl compounds, has been rarely reported in the literature⁸⁻¹⁰. The few literature reports of α -heteroarylation of carbonyl compounds had great limitations such as a stoichiometric amount of catalysts, narrow substrate scope, and isolation of reaction intermediates¹¹⁻¹³. There are several challenges for the direct α -heteroarylation of ketones that remain to be solved in order to make it a general approach. First, heteroatoms tend to coordinate to the transition metal catalyst and cause catalyst poisoning^{14,15}. Second, the α -H in the mono(hetero)arylation product is more acidic than those in the starting material. Thus, it tends to react further to make the undesired (bishetero)arylation or (multihetero)arylation products. Third, carbonyl compounds often have a lower cost than heteroaryl compounds, so it is practical to use excess carbonyl compounds to drive the reaction to completion. However, excess carbonyl compounds would often cause self-condensation, a frequently encountered problem in the transition metal-catalyzed α -heteroarylation of carbonyl compounds.

In this report, we describe our recent study on the direct α -C(sp³) heteroarylation of ketones using a microwave-assisted reaction protocol. To address the first challenge, catalyst poisoning discussed above, strongly coordinating and sterically hindered ligands were utilized to minimize the catalyst poisoning by heteroatoms. Bulky ligands were also expected to slow down the side reactions such as (bishetero)arylation or (multihetero)arylation^{16,17}, the second challenge mentioned above. To minimize the effect of the third challenge, the formation of the ketone self-condensation side products, more than 2 equivalents of base was employed to convert ketones to their corresponding enolates. The long reaction time and high reaction temperature, together

with the challenges specifically associated with the direct α -C(sp³) heteroarylation of ketones, render it a suitable candidate for microwave-assisted organic synthesis research.

PROTOCOL:

CAUTION:

- Microwave reaction vials should be operated under 20 bar for the microwave reactor equipped with a 4 x 24MG5 rotor. If the reaction uses very volatile solvents, generates gas, or if solvents decompose, it is necessary to calculate the pressure at certain reaction temperatures to make sure the total pressure in the vial is less than 20 bar.
- Standard techniques in organic synthesis for glove box, flash chromatography and nuclear magnetic resonance (NMR) are utilized in this protocol.
- Appropriate Personal Protective Equipment (PPE) should be used during the experiment. These include safety goggles, a lab coat, nitrile gloves, long pants and closed-toe shoes.
- Consult all Safety Data Sheets (SDS) prior to the use of the chemicals in this procedure, as some of the chemicals are hazardous, corrosive, toxic or flammable.
- All chemical waste should be disposed of properly in designated waste containers.

1. Reaction set up

1.1 Use the following amounts of reagents for the example reaction in **Figure 1** - the formation of 1-phenyl-2-(pyridin-3-yl)ethanone (compound **1a**) from acetophenone and 3-iodopyridine.

1.2 Oven-dry microwave reaction vials equipped with stirring bars overnight. Purge argon vigorously into toluene for 30 min to degas the solvent prior to use.

1.3 Preparation of reagents and supplies for glove box usage

1.3.1 Gather two 100 μ L syringes, four small spatulas, two glass pipets, two microwave seals, two microwave caps, two microwave stirring bars, at least four pieces of pre-folded weighing paper, four Kimwipes, four rubber bands, and two 100 mL beakers along with all the necessary reactants/solvents.

1.3.2 Put the microwave vials, seals, and caps in one of the 100 mL beakers, then cover the beaker with a Kimwipe and wrap a rubber band around the beaker to keep the Kimwipe in place.

1.3.3 Place the beaker and the rest of the items from step 1.3.1 into the transport box and take it into the glove box workstation.

1.4 Transport the reagents and supplies in step 1.3 into the glove box.

1.4.1 Inside the purged glove box, weigh 115 mg of NaO^tBu (molecular weight (MW) 96.1, 1.2 mmol, 2.4 eq.) directly into the microwave reaction vial.

133
134 1.4.2 Use a glass pipet to add half of the degassed toluene (1 mL) into microwave reaction vial.
135

136 1.4.3 Weigh 9 mg of precatalyst XPhos Pd G4 (MW 860.5, 0.01 mmol, 2 mol%) and add it into
137 the microwave vial. Dip a spatula into the solution in the vial and swirl to ensure the complete
138 transfer of the catalyst.

139
140 1.4.4 Use a suitable microliter syringe to add 64.4 μ L of acetophenone (MW 120.15, 66.1 mg,
141 0.55 mmol, 1.1 eq.) into the microwave vial.
142

143 1.4.5 Weigh 103 mg of 3-iodopyridine (MW 205.0, 0.5 mmol, 1.0 eq.) and add it into the
144 microwave vial.
145

146 1.4.6 Add the remaining half of degassed toluene so that the total reaction mixture is about 3
147 mL.
148

149 NOTE: The reaction solution volume should not exceed $\frac{3}{4}$ of the total volume capacity of the
150 microwave reaction vial. For the standard glass vials used in this protocol, the vial volume is 4 mL
151 and the recommended reaction volume is 0.3 mL – 3 mL.
152

153 1.4.7 Line up the seal and the cap carefully and put them on the microwave reaction vial. The
154 cap should be finger tight.
155

156 1.4.8 Take the chemicals, supplies and trash out of the glove box.
157

158 2. Microwave irradiation 159

160 2.1 Take the assembled reaction vial to the microwave reactor and place it on the silicon
161 carbide (SiC) plate on the rotor. For multiple reaction vials, space them evenly across the four
162 silicon carbide (SiC) plates on the rotor.
163

164 2.2 Parameter set-up 165

166 NOTE: The most important parameters are the IR sensor temperature limit, microwave power
167 and time.
168

169 2.2.1 Set the Infrared (IR) sensor temperature limit to 113 $^{\circ}$ C.
170

171 NOTE: IR sensor-measured temperatures tend to be lower than reaction solution temperatures
172 due to a non-preventable temperature gradient between the sample and the outside of the
173 vessel. There is a linear relationship between these two temperatures: IR T ($^{\circ}$ C) = Reaction T
174 ($^{\circ}$ C)/1.152. When the IR sensor temperature is 113 $^{\circ}$ C, the actual reaction temperature will be
175 130 $^{\circ}$ C using the equation given above.
176

2.2.2 Program the microwave power and time for each step:

Step 1: Power ramp = 1300 W, 10 min, Fan Level = 1, Stirrer = High

Step 2: Power hold = 1300 W, 10 min, Fan Level = 1, Stirrer = High

Step 3: Cooling = 60 °C, Fan Level = 3

NOTE: The microwave power will adjust automatically when the actual reaction temperature reaches the target temperature.

2.3 Run the reaction under microwave irradiation. Record the actual reaction time and temperature.

3. Product isolation

3.1. After the microwave reaction vial cools to ambient temperature, transfer the reaction mixture into a separatory funnel using a minimal amount of ethyl acetate (EtOAc).

3.2. Use acid-base extraction to isolate the crude product.

3.2.1. Add 2 mL of saturated NH_4Cl to the separatory funnel.

3.2.2. Add 10 mL of EtOAc to the separatory funnel and extract the product. Separate the organic layer and save it in a clean, dry beaker. Repeat the extraction two more times, and combine the organic layers.

3.2.3. Dry the combined organic layer with anhydrous Na_2SO_4 for 20 min.

3.2.4. Decant the clear solution into a round bottom flask and evaporate the solvent by rotatory evaporation under reduced pressure to yield the crude product.

3.2.5. Record the shape, color and mass of the crude product.

3.3. Take ^1H and ^{13}C NMR spectra for the crude product to confirm the presence of the characteristic peaks for the expected product.

3.4. Combine the crude product from the NMR sample with the rest of the crude product for flash chromatography purification below.

3.5. Use automated flash chromatography to purify the final product.

3.5.1. Sample loading: Dissolve the crude product in 1-2 mL of acetone, followed by the addition of 1.5 g of silica gel to make a slurry. Use rotatory evaporation to remove acetone very carefully so that the product is loaded on the silica gel. Transfer the resulting silica gel to an empty flash chromatography loading cartridge.

3.5.2. Assemble the loading cartridge, prepacked column, test tube rack and solvent lines for the automated medium pressure liquid chromatography (MPLC) system.

3.5.3. Set up the solvent gradient and other parameters for the MPLC system and run the flash chromatography.

NOTE: The automated flash chromatography solvent gradients are suggested based on the heteroaryl product structural features:

1) If the product has one or zero nitrogen atoms (N) or hydroxyl groups (OH), use EtOAc/hexanes (0% to 100% over 12 min) with an extension at 100% EtOAc gradient for 2-6 min.

2) If the product has two or more nitrogen atoms (N) or hydroxyl groups (OH), use CH₃OH/CH₂Cl₂ (0% to 30% over 12 min) with an extension at 30% CH₃OH gradient for 1-3 min.

3.5.4. Combine the desired MPLC fractions and evaporate the solvent to collect the pure product. Dry the purified product under high vacuum for at least 1 h to remove residual solvent.

4. Product characterization

4.1. Weigh 5 - 10 mg of the final purified product, dissolve it in deuterated chloroform (CDCl₃) (or other appropriate deuterated solvent), and take a ¹H NMR spectrum.

4.2. Weigh 10 - 30 mg of the final purified product, dissolve it in CDCl₃ (or other appropriate deuterated solvent), and take a ¹³C NMR spectrum.

4.3. Analyze the NMR spectra to confirm the product structure.

4.4. Recover the NMR sample in a 1 dram vial by evaporating the solvent.

4.5. Once the NMR spectra support the correct structure, submit a 1 mg sample for HRMS testing to confirm the molecular formula.

REPRESENTATIVE RESULTS:

The direct α-C(sp³) heteroarylation of ketones can be performed using this efficient microwave-assisted protocol. Selected examples of heteroaryl ketones synthesized in this study are shown in **Figure 1**. Specifically, compound **1a** was synthesized and isolated as a pale-yellow oil (0.49 mmol, 192 mg, 98 %). Its ¹H and ¹³C NMR spectra are shown in **Figure 2** to confirm the structure and purity. The presence of a two-proton singlet signal δ 4.26 ppm in the ¹H spectrum confirmed the successful C-C coupling between the ketone α carbon and the heteroaryl halide. The structures of all the synthesized heteroaryl compounds were confirmed by ¹H NMR, ¹³C NMR and HRMS¹⁸.

For microwave-assisted organic reactions using non-polar or weakly polar solvents, the biggest challenge is to raise the reaction temperature to the desired range. The microwave reactor used in our study has a few unique features to achieve this purpose. First, it is equipped with four silica

carbide (SiC) plates (**Figure 3A**) which have excellent microwave absorption ability that help to conduct the heat to reaction vials¹⁹. Second, the controlled microwave heating in sealed reaction vessels (**Figure 3B**) can achieve high temperature and high pressure and thus dramatically reduce reaction times. Third, it has two standard magnetrons of 850 W that can deliver up to 1500 W microwave power over the full power range. The microwave irradiation is continuously controlled by sophisticated software and wireless sensors to achieve homogeneous heating. The maximum available power for an experiment depends mainly on the solvent and number of vessels used.

The most frequently used solvent in our heteroarylation is toluene, a non-polar weak microwave absorber. Thus, the microwave power in our experiments was set to 1300 W, the highest recommended power. The high microwave power and silica carbide (SiC) plates are extremely important to help toluene achieve the desired reaction temperature. As seen in **Figure 4**, the reaction progress graph, the reaction mixture achieved the desired temperature of 130 °C in less than 10 min. This is important for efficient and successful heteroarylation reactions since the temperature has great impact on reaction yields, especially when the reaction time is only a few minutes.

As mentioned above, extreme caution is necessary if the experiment is performed in volatile solvents under microwave irradiation. Among the several solvents we tested for the heteroarylation, tetrahydrofuran (THF) has a boiling point of 66 °C and is used as an example of a volatile solvent to explain the total pressure calculation. Three components need to be considered for total pressure calculation: the solvent vapor, the inert gas introduced during the reaction set up, and any possible gas evolved during the reaction. First, under the current reaction temperature of 130 °C, THF will have a vapor pressure of 4121.5 mmHg or **5.49 bar**. This can be estimated from the Antoine Equation:

$$\log_{10}(P) = A - [B / (T + C)]$$

where P is the calculated vapor pressure in mmHg and T is the temperature in Celsius (°C). The coefficients A, B and C for THF in the temperature range of 121 to 265 °C are 7.42725, 1532.81 and 272.081, respectively²⁰.

Second, the pressure of the inert nitrogen will increase as the reaction temperature increases. The volume of the nitrogen is estimated to be 1 mL, which is the difference between the vial volume (4 mL) and the reaction solution volume (3 mL). Using the approximation that nitrogen volume does not change throughout the reaction, the final nitrogen pressure under the reaction temperature can be found to be **1.39 bar** using the equation below:

$$P_1/T_1 = P_2/T_2$$

where P₁ is 1 atm or 1.01325 bar, T₁ is room temperature (293 K) and T₂ is reaction temperature in Kelvin (130 °C; 403 K).

Finally, there is no gas evolved during the heteroarylation reaction, so product gas pressure is not needed for total pressure consideration. For those reactions that evolves gas (H₂, NH₃, CO₂, etc), the following formula can be used to calculate the pressure increase caused by the evolved gas:

PV = nRT

where V is the volume above the solution in the reaction vial, n is the molar amount of gas evolved, R is the gas constant ($8.314 \times 10^{-2} \text{ L}\cdot\text{bar}\cdot\text{K}^{-1}\cdot\text{mol}^{-1}$), and T is the reaction temperature in Kelvin.

Overall, the total pressure in a sealed vial at the reaction temperature when the volatile solvent THF is utilized for this heteroarylation is estimated to be:

$P(\text{total}) = P(\text{THF vapor pressure}) + P(\text{N}_2) + P(\text{evolved gas}) = 5.49 \text{ bar} + 1.39 \text{ bar} + 0 = \mathbf{6.88 \text{ bar}}$

This number is well below the microwave vial pressure limit of 20 bar, therefore, THF is a safe solvent to use in the reported direct heteroarylation reaction.

Besides the reaction conditions, the purification is also crucial for the successful preparation of heteroaryl compounds. The purification of heteroaryl compounds is often laborious and difficult due to the lone pair electrons on the heteroatom and the aromatic ring. Recrystallization is not ideal for small-scale reactions, so flash chromatography is the main technique we rely on. We struggled with several different modifications to improve the separation, such as adding 1% Et₃N or toluene to the solvents. Eventually we settled on a slight modification of the EtOAc/hexanes solvent system by adding additional time at 100% EtOAc gradient at the end of the elution. This allowed us to isolate the compounds with one nitrogen very well (**Figure 5A**) as these compounds tend to elute around 70% - 100% EtOAc gradient. However, when this method was utilized for compounds with two or more nitrogen atoms, it took an additional 5 to 10 min to elute the column at the 100% EtOAc gradient to obtain the product. The CH₃OH/CH₂Cl₂ solvent system was employed alternatively to purify compounds with two or more nitrogen atoms to get faster elution (**Figure 5B**).

FIGURE AND TABLE LEGENDS:

Figure 1. Reaction scheme and selected examples for the microwave-assisted Pd-catalyzed heteroarylation of ketones. Reaction conditions are as follows unless otherwise noted: 1.0 equiv. heteroaryl halide, 1.1 equiv. ketone, 1 mol % XPhos Pd G4 catalyst, 2.4 equiv. ^tBuONa, toluene, microwave irradiation at 130 °C for 10 min.

^a Reaction was conducted under traditional thermal conditions at 100 °C for 4 h.

^b Reaction was conducted at room temperature for 3 days.

^c Pd₂(dba)₃ was used as the catalyst and XPhos was used as the ligand. The catalyst and ligand were premixed in toluene for 30 min under Ar before the addition of the rest of the reagents. Reactions were conducted under microwave irradiation at 120 °C for 20 min.

^d Reaction was conducted under microwave irradiation at 130 °C for 20 min due to the less reactive secondary α-carbon in cyclohexanone.

^e This figure has been modified from Quillen, A., et al.¹⁸. Adapted with permission from Quillen, A., et al. Palladium-Catalyzed Direct α-C(sp³) Heteroarylation of Ketones under Microwave Irradiation. *The Journal of Organic Chemistry*. **84**(12), 7652-7663 (2019). Copyright 2019 American Chemical Society.

Figure 2. ¹H and ¹³C NMR Spectra for compound 1a. ¹H NMR (CDCl₃, 500 MHz, ppm): δ 8.53 (1H, s), 8.49 (1H, d, *J* = 5.05 Hz), 8.00 (2H, d, *J* = 7.6 Hz), 7.58 (1H, d, *J* = 6.85 Hz), 7.56 (1H, t, *J* = 7.8

Hz), 7.46 (2H, t, $J = 7.8$ Hz), 7.24 (1H, dd, $J = 7.8, 4.6$ Hz), 4.26 (2H, s). ^{13}C NMR (CDCl_3 , 125 MHz, ppm): δ 196.5, 150.7, 148.4, 137.3, 136.3, 133.6, 130.3, 128.9, 128.5, 123.5, 42.4.

Figure 3. Silicon carbide (SiC) plates and microwave reaction vial assembly. (A) Four SiC plates are placed on the rotor inside the microwave reactor. Each plate can hold up to 24 reaction vials and up to 96 reactions can be set up for each experiment. (B) A close-up view of the microwave reaction vial, seal and cap. The microwave vial and seal are disposable, and the microwave cap is made of polyether ether ketone (PEEK) and it is reusable.

Figure 4. Representative reaction progress graph: microwave power (blue) and IR sensor temperature (orange) versus reaction time. The IR sensor temperature reached 113 °C at 8 min during the ramp step, indicating the reaction solution temperature reached 130 °C. The microwave power was held at between 300 W and 500 W during the hold step.

Figure 5. Representative flash chromatography purification plot. (A) Compound **6** eluted with EtOAc/hexanes (0% to 100% over 12 min) with an extension of 100% EtOAc for 3 min. (B) Compound **3** eluted with $\text{CH}_3\text{OH}/\text{CH}_2\text{Cl}_2$ (0% to 30% over 12 min) with an extension of 30% CH_3OH for 2 min.

DISCUSSION:

The methodology described herein was developed to access valuable synthesis building blocks – heteroaryl compounds. Compared to precedent literature reports on heteroarylation, the choice of this current catalytic system showed several significant advantages. First, it avoids the use of protecting groups, the isolation of reactive intermediates, the stoichiometry requirement of catalysts, and the extended reaction times^{11,17}. Second, the SiC plates offer a great opportunity for parallel synthesis in diversity-oriented drug discovery¹⁹. In theory, up to 96 reactions in 0.5 – 1 mmol scale can be set up and performed under microwave irradiation. Practically, the limiting factor would be the work up and purification for each reaction. Third, this method fulfills several principles for green chemistry including design for energy efficiency, catalysis, prevention of chemical waste, etc²¹. Thus, it is a more environmentally friendly method to build valuable molecular entities.

There are many steps involved in this protocol, and there are many factors that can affect the reaction outcomes (e.g., catalysts, ligands, bases, solvents, temperature and time). The critical steps in this protocol are as follows: (1) the choice of catalyst and catalyst addition. Our starting point to optimize the reaction conditions involved the screening of various catalysts. XPhos Pd G4 (structure shown in **Figure 1**), a palladium pre-catalyst with bulky ligands, stood out as an excellent candidate among the catalysts we tested. The additional available catalysts included PdCl_2 , $\text{Pd}(\text{OAc})_2$, $\text{Pd}_2(\text{dba})_3$, $(\text{SiPr})\text{Pd}(\text{allyl})\text{Cl}$, $\text{Fe}[\text{C}_5\text{H}_4\text{P}^t\text{Bu}_2]_2$ and $\text{Ni}(\text{COD})$ ¹⁸. Due to the small scale of the reaction, the catalyst can easily be lost during its addition. Therefore, it is important to dip the spatula with the catalyst into the solvent to ensure the complete transfer of the catalyst. (2) the monitoring and calibration of the microwave reaction temperature. The reaction temperature dramatically impacts the product yield and purity: low or poor yields were observed when the reaction temperatures were below 120 °C, while too many side products or starting

material decomposition was observed when the reaction temperatures exceeded 140 °C. During the heteroaryl experiments in our lab, the actual reaction temperatures were closely monitored and recorded. Since the actual reaction temperature is highly dependent on the microwave power, it is recommended to calibrate the microwave power every six months.

In order to gain insight on different heating methods, a comparison of the heteroarylation between microwave irradiation and traditional heating was performed. Traditional thermal heating conditions for the direct heteroarylation to form compound **1a** was performed at 100 °C for 4 h to give 82.2 % isolated yield, which was lower than the microwave irradiation yield (97.6%, **Figure 1**)¹⁸. Additionally, the overall purity of the crude products using traditional heating was lower than those obtained under microwave irradiation. This is probably because the long heating under high temperature caused more condensation or polymerization side products^{3,22}. Thus, the rapid heating and cooling under microwave irradiation helps to avoid these side reactions and contributes to cleaner products.

The main strengths of this heteroarylation protocol include highly efficient reactions, broad substrate scope, improved yields, purity and parallel synthesis ability. Depending on the exact experiment, modifications and troubleshooting might be necessary to obtain optimal results. For example, the substrate structures vary greatly, and this may impact their chemical reactivity. For iodopyridines, 3-iodopyridine and 4-iodopyridine gave much higher yields than 2-iodopyridine, likely due to the increased chance of catalyst poisoning when the N atom is located closer to the reactive site (compounds **1a**, **1c** v.s. compound **1b**, **Figure 1**)¹⁸. Some substrates decompose at high temperature and cause reaction failures. For these compounds, the reaction mixture can be stirred at room temperature instead of using microwave irradiation to facilitate the possible preparation of heteroarylation product (e.g., compound **5** in **Figure 1**). On the other hand, some substrates react sluggishly due to steric hindrance (e.g., a secondary carbon instead of a primary carbon at the α position of the ketone substrate). Longer reaction time or higher reaction temperature might be necessary to obtain a decent yield in some cases (e.g., compound **9** in **Figure 1**).

The strong, nucleophilic bases required in the reported heteroarylation impose some limitations on this protocol. Functional groups that are not compatible with the strong bases are not suitable for this reaction. For example, ketone substrates with active methylene groups (1-phenyl-1,3-butanedione, 1,3-cyclohexanedione, ethyl levulinate, etc.) did not give expected products due to the strong basicity of NaO^tBu²³. For these reactions, the use of a weaker base might give improved results. For substrates bearing electrophilic groups such as cyano or nitro groups, no α -heteroarylation was observed possibly due to their interactions with the strong, nucleophilic bases.

In conclusion, a highly efficient microwave-assisted, palladium-catalyzed direct α -heteroarylation of ketones was developed. This protocol enables rapid synthesis and structure modification to prepare heteroaryl compounds as pharmaceutical candidates, coordinating ligands for chemical catalysis, or useful precursors for material chemistry. A domino approach using heteroarylation as a key reaction to synthesize isocoumarin compounds is currently under study in our lab and

will be reported in the near future. Other possible applications for this protocol include, but are not limited to, diversity-oriented synthesis for the discovery of biologically active small molecules and ligand development for new transition metal catalytic systems.

ACKNOWLEDGMENTS:

Acknowledgment is made to the donors of the American Chemical Society Petroleum Research Fund for support of this research (PRF# 54968-UR1). This work was also supported by the National Science Foundation (CHE-1760393). We gratefully acknowledge the NKU Center for the Integration of Science and Mathematics, NKU-STEM International Research Program and the Department of Chemistry and Biochemistry for financial and logistical support. We also thank the School of Chemical Sciences Mass Spectrometry Laboratory at the University of Illinois at Urbana-Champaign for obtaining HRMS data.

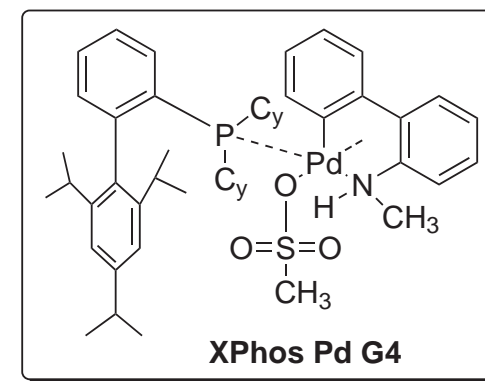
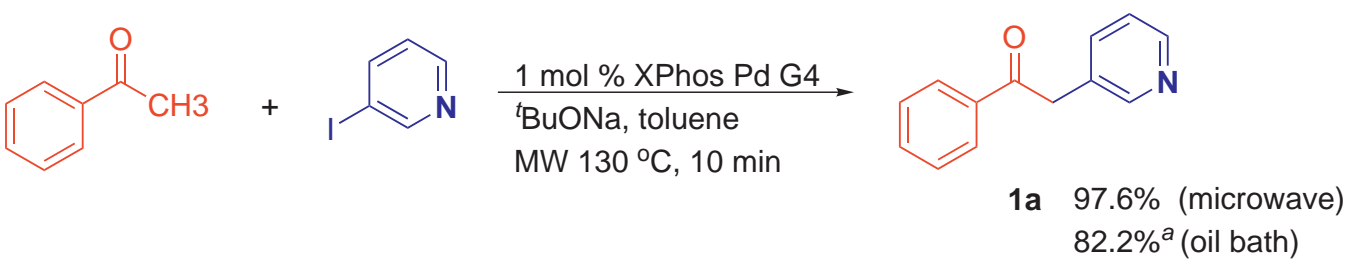
DISCLOSURES:

The authors have nothing to disclose.

REFERENCES:

1. Gedye, R., et. al. The use of microwave ovens for rapid organic synthesis. *Tetrahedron Letters*. **27** (3), 279-82 (1986).
2. Garbacia, S., Desai, B., Lavastre, O., Kappe, C. O. Microwave-Assisted Ring-Closing Metathesis Revisited. On the Question of the Nonthermal Microwave Effect. *The Journal of Organic Chemistry*. **68** (23), 9136-9139 (2003).
3. Amato, E., et al. Investigation of fluorinated and bifunctionalized 3-phenylchroman-4-one (isoflavanone) aromatase inhibitors. *Bioorganic & Medicinal Chemistry*. **22** (1), 126-34 (2014).
4. Bonfield, K., et al. Development of a new class of aromatase inhibitors: Design, synthesis and inhibitory activity of 3-phenylchroman-4-one (isoflavanone) derivatives. *Bioorganic & Medicinal Chemistry*. **20** (8), 2603-2613 (2012).
5. Yilmaz, F., Mentese, E. A Rapid Protocol for the Synthesis of N-[2-(alkyl/aryl)-4-phenyl-1Himidazol-1-yl] benzamides via Microwave Technique. *Current Microwave Chemistry*. **1** (1), 47-51 (2014).
6. Xia, Y., Chen, L.-y., Lv, S., Sun, Z., Wang, B. Microwave-Assisted or Cu-NHC-Catalyzed Cycloaddition of Azido-Disubstituted Alkynes: Bifurcation of Reaction Pathways. *The Journal of Organic Chemistry*. **79** (20), 9818-9825 (2014).
7. Lei, C., Jin, X., Zhou, J. S. Palladium-Catalyzed Heteroarylation and Concomitant ortho-Alkylation of Aryl Iodides. *Angewandte Chemie International Edition*. **54** (45), 13397 –13400 (2015).
8. Muratake, H., Hayakawa, A., Nataume, M. A Novel Phenol-Forming Reaction for Preparation of Benzene, Furan, and Thiophene Analogs of CC-1065/Duocarmycin Pharmacophores. *Tetrahedron Letters*. **38** (43), 7577 (1997).
9. Viciu, M. S., Germaneau, R. F., Nolan, S. P. Well-Defined, Air-Stable (NHC)Pd(Allyl)Cl (NHC=N-Heterocyclic Carbene) Catalysts for the Arylation of Ketones. *Organic Letters*. **23** (4), 4053 – 4056 (2002).
10. Biscoe, M. R., Buchwald, S. L. Selective Monoarylation of Acetate Esters and Aryl Methyl Ketones Using Aryl Chlorides. *Organic Letters*. **11** (8), 1773-1775 (2009).

11. Chobanian, H. R., Liu, P., Chioda, M. D., Guo, Y., Lin, L. S. A facile, microwave-assisted, palladium-catalyzed arylation of acetone. *Tetrahedron Letters*. **48** (7), 1213-1216 (2007).
12. Amat, M., Hadida, S., Pshenichnyi, G., Bosch, J. Palladium(0)-Catalyzed Heteroarylation of 2- and 3-Indolylzinc Derivatives. An Efficient General Method for the Preparation of (2-Pyridyl)indoles and Their Application to Indole Alkaloid Synthesis. *The Journal of Organic Chemistry*. **62** (10), 3158-3175 (1997).
13. Tennant, G., J. Wallis, C., W. Weaver, G. Synthesis of the first examples of the imidazo[4,5-c]isoxazole ring system. *Journal of the Chemical Society, Perkin Transactions*. **1**, 817-826 (1999).
14. Spergel, S. H., Okoro, D. R., Pitts, W. One-Pot Synthesis of Azaindoles via Palladium-Catalyzed α -Heteroarylation of Ketone Enolates. *The Journal of Organic Chemistry*. **75** (15), 5316-5319 (2010).
15. Jiang, Y., Liang, G., Zhang, C., Loh, T.-P. Palladium-Catalyzed C-S Bond Formation of Stable Enamines with Arene/Alkanethiols: Highly Regioselective Synthesis of β -Amino Sulfides. *European Journal of Organic Chemistry*. **2016**(20), 3326-3330 (2016).
16. King, S. M., Buchwald, S. L. Development of a Method for the N-Arylation of Amino Acid Esters with Aryl Triflates. *Organic Letters*. **18** (16), 4128-4131 (2016).
17. Ge, S., Hartwig, J. F. Nickel-catalyzed asymmetric α -arylation and heteroarylation of ketones with chloroarenes: effect of halide on selectivity, oxidation state, and room-temperature reactions. *The Journal of the American Chemical Society*. **133** (41), 16330-16333 (2011).
18. Quillen, A., et al. Palladium-Catalyzed Direct α -C(sp³) Heteroarylation of Ketones under Microwave Irradiation. *The Journal of Organic Chemistry*. **84**(12), 7652-7663 (2019).
19. Kappe, J. M. K. a. C. O. Silicon Carbide Passive Heating Elements in Microwave-Assisted Organic Synthesis - SI. *The Journal of Organic Chemistry*. **71** (12), 4651-4658 (2006).
20. Dortmund Data Bank (DDB), <http://ddbonline.ddbst.com/AntoineCalculation/AntoineCalculationCGI.exe> (accessed 9-2-2019).
21. Erythropel, H.C., et al. The Green ChemisTREE: 20 years after taking root with the 12 principles. *Green Chemistry*. **20**(9), 1929-1961 (2018).
22. Barge, A., Tagliapietra, S., Tei, L., Cintas, P., Cravotto, G. Pd-catalyzed reactions promoted by ultrasound and/or microwave irradiation. *Current Organic Chemistry*. **12**(18), 1588-1612 (2008).
23. Kimura, M., Mukai, R., Tanigawa, N., Tanaka, S., Tamaru, Y. Triethylborane as an efficient promoter for palladium-catalyzed allylation of active methylene compounds with allyl alcohols. *Tetrahedron*. **59**(39), 7767-7777 (2003).



Selected examples of synthesized heteroaryl ketones:

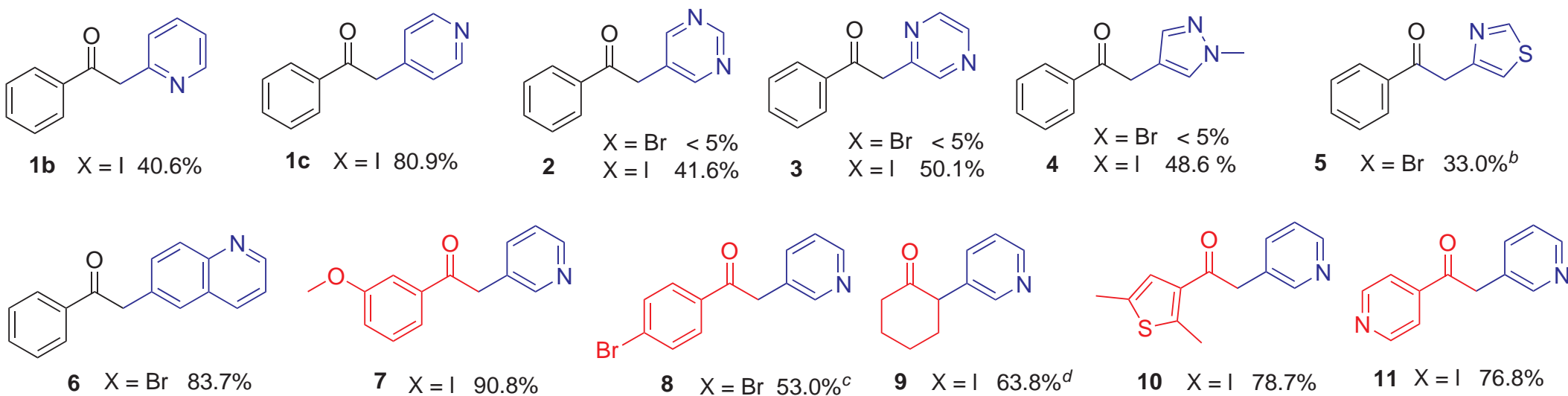



Figure 2

A



B

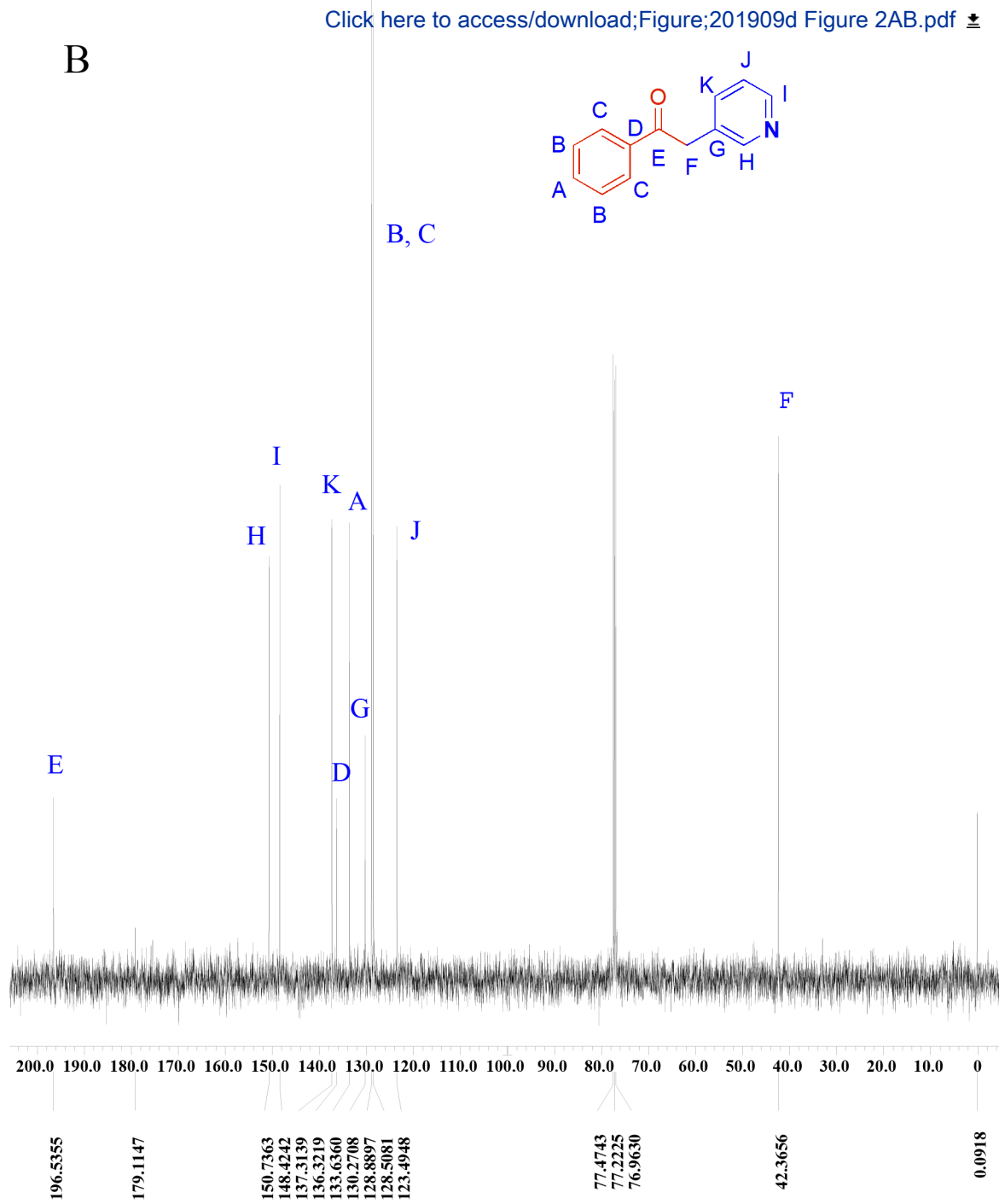



Figure 3

A

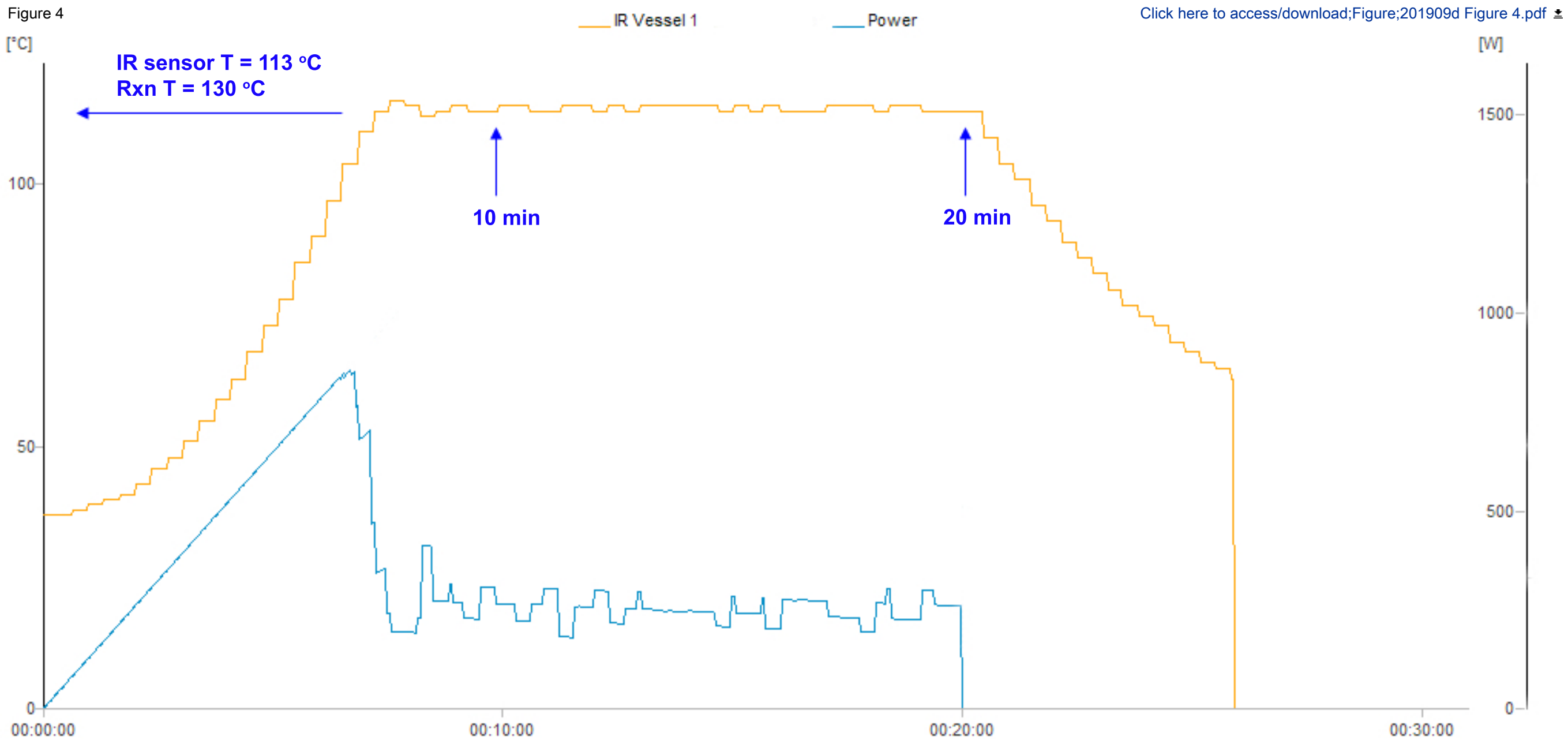


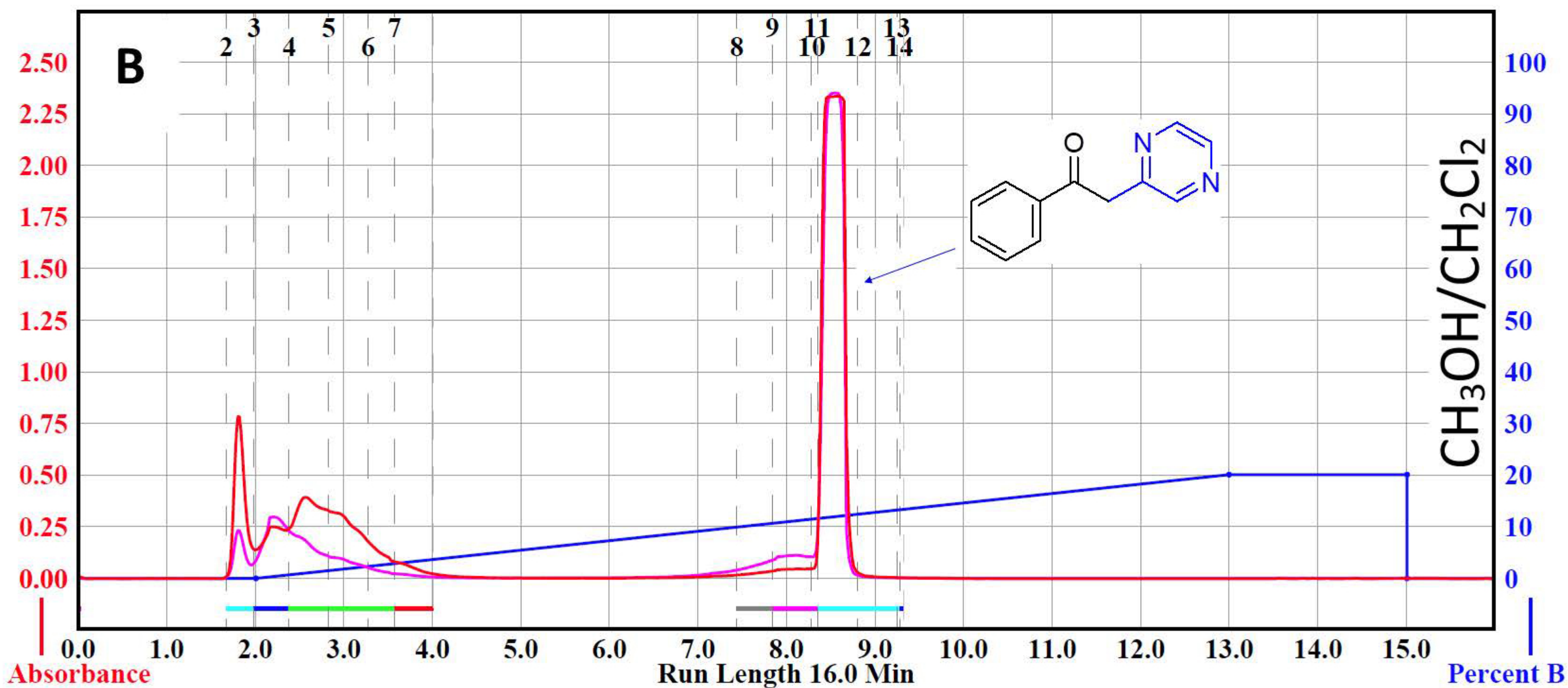
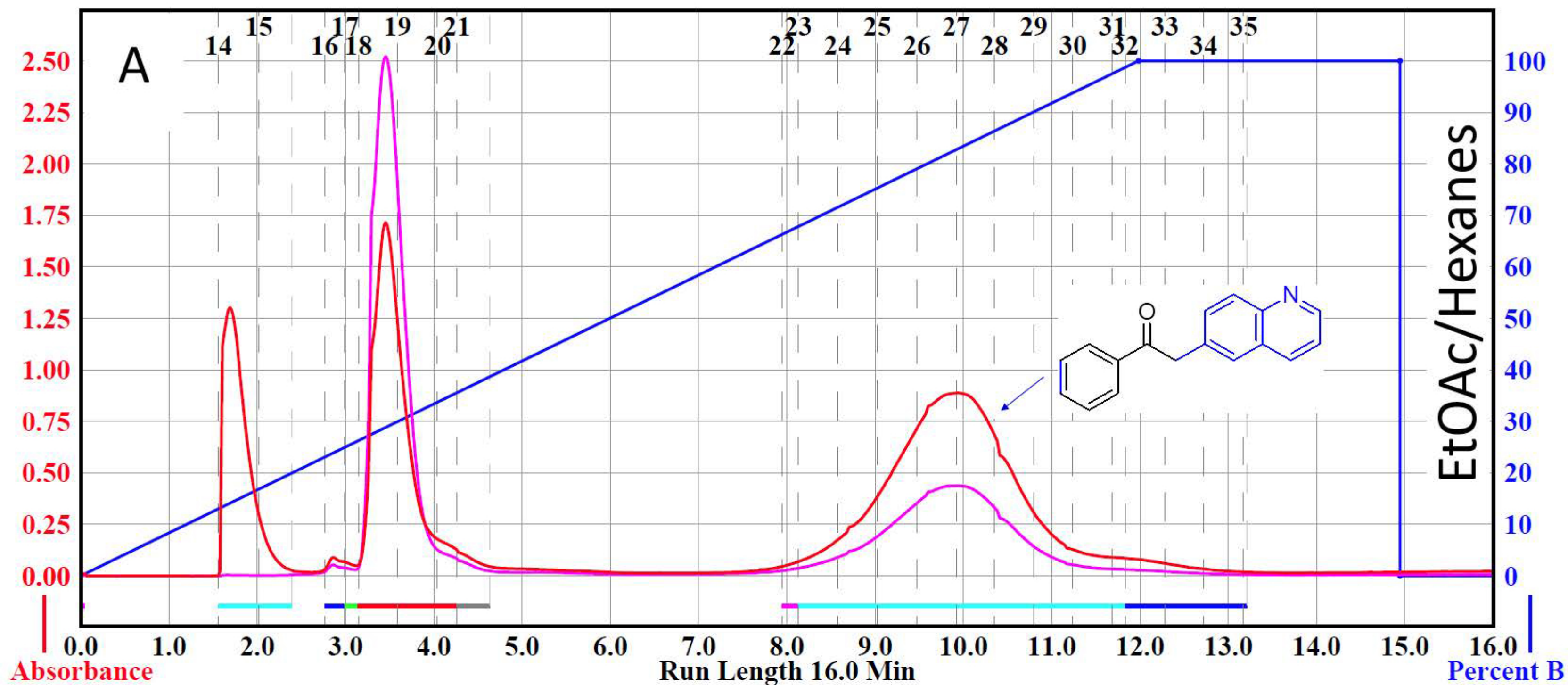
[Click here to access/download;Figure;201909d Figure 3.pdf](#)

B



Figure 4





Name of Material/ Equipment	Company	Catalog Number
Chloroform-d (99.8+% atome D)	Acros Organics	AC209561000
CombiFlash Rf Flash Chromatography system	Teledyne Isco	
CombiFlash Solid load catridges (5 gram)	Teledyne Isco	69-3873-235
CombiFlash prepacked column (4g)	Teledyne Isco	69-2203-304
Microwave Reactor - Multiwave Pro	Anton Paar	108041
Microwave Reactor Rotor 4X24 MG5	Anton Paar	79114
Microwave reaction vials	Wheaton® glass	224882
Microwave reaction vial seals, set	Anton Paar	41186
Microwave reaction vial screw cap	Anton Paar	41188
Microwave reaction vial stirring bar	CTechGlass	S00001-0000
NaOtBu	Sigma-Aldrich	703788
Nuclear Magnetic Resonance Spectrometer	Joel	
Silica gel	Teledyne Isco	605394478
Toluene	Sigma-Aldrich	244511
XPhos Palladacycle Gen. 4 Catalyst	STREM	46-0327
	Sigma-Aldrich or Fisher	
various ketones	or Ark Pharm.	
	Sigma-Aldrich or Fisher	
various heteroaryl halides	or Ark Pharm.	

Comments/Description

contains 0.03 v/v% TMS

automated flash chromatography system

disposable

RediSep Rf silica 40-60 μm , disposable

Microwave Reactor

for parallel organic synthesis with with 4 SiC Well Plate 24

disposable, 13-425, 15x46 mm, reaction solution 0.3 - 3.0 mL, working pressure 20 bar

made of Teflon; disposable

made of PEEK; forever reusable

Magnetic, PTFE, Length 9mm. Diameter: 3mm. (Package of 5)

stored in a glovebox under nitrogen atmosphere

500 MHz spectrometer

40-60 microns, 60 angstroms

vigorously purged with argon for 2 h before use

stored in a glovebox under nitrogen atmosphere

substrates for heteroarylation

substrates for heteroarylation

Response Letter

Manuscript ID: JoVE60441

Manuscript Title: *A Microwave-assisted Direct Heteroarylation of Ketones Using Transition Metal Catalysis*

Editorial comments:

The manuscript has been modified and the updated manuscript, **60441_R1.docx**, is attached and located in your Editorial Manager account. **Please use the updated version to make your revisions.**

- *Response: the updated manuscript 60441_R1 was used to make the 2nd revision. The changes and edits in this revision were tracked through “Track Changes” function in word document.*

1. Please take this opportunity to thoroughly proofread the manuscript to ensure that there are no spelling or grammar issues.

- *Response: this revised manuscript was proofread by three native speakers with chemistry background. Spelling and grammar issues found during the proofread were corrected.*

2. Please combine all panels of one figure into a single image file.

- *Response: The panels for Figure 2 were combined into a single image file. The panels for Figure 5 were combined in to a single image file as well.*

3. Step 1.1: Please write this step in the imperative tense.

- Step 1.1 is now in the imperative tense.

4. Step 2.2.2: Please write this step in the imperative tense.

- Step 2.2.2 is now in the imperative tense.

5. Please define all abbreviations before use.

- All the abbreviations were defined before use in this updated manuscript.

6. Figure 3: Please add a short description of the figure in Figure Legend.

- A short description for Figure 3 was added.

7. Figure 4: Please add a short description of the figure in Figure Legend.

- A short description for Figure 4 was added.



RightsLink®

Home

Create Account

Help

ACS Publications
Most Trusted. Most Cited. Most Read.

Title: Palladium-Catalyzed Direct α -C (sp³) Heteroarylation of Ketones under Microwave Irradiation

Author: Andrew Quillen, Quynh Nguyen, Matthew Neiser, et al

Publication: The Journal of Organic Chemistry

Publisher: American Chemical Society

Date: Jun 1, 2019

Copyright © 2019, American Chemical Society

LOGIN

If you're a **copyright.com** user, you can login to RightsLink using your copyright.com credentials.

Already a **RightsLink** user or want to [learn more?](#)

PERMISSION/LICENSE IS GRANTED FOR YOUR ORDER AT NO CHARGE

This type of permission/license, instead of the standard Terms & Conditions, is sent to you because no fee is being charged for your order. Please note the following:

- Permission is granted for your request in both print and electronic formats, and translations.
- If figures and/or tables were requested, they may be adapted or used in part.
- Please print this page for your records and send a copy of it to your publisher/graduate school.
- Appropriate credit for the requested material should be given as follows: "Reprinted (adapted) with permission from (COMPLETE REFERENCE CITATION). Copyright (YEAR) American Chemical Society." Insert appropriate information in place of the capitalized words.
- One-time permission is granted only for the use specified in your request. No additional uses are granted (such as derivative works or other editions). For any other uses, please submit a new request.

If credit is given to another source for the material you requested, permission must be obtained from that source.

BACK

CLOSE WINDOW

Copyright © 2019 [Copyright Clearance Center, Inc.](#) All Rights Reserved. [Privacy statement.](#) [Terms and Conditions.](#)
Comments? We would like to hear from you. E-mail us at customercare@copyright.com