

Journal of Visualized Experiments

Clinical practice protocol of creative music therapy for preterm infants and their parents in the neonatal intensive care unit --Manuscript Draft--

Article Type:	Invited Methods Article - JoVE Produced Video
Manuscript Number:	JoVE60412R4
Full Title:	Clinical practice protocol of creative music therapy for preterm infants and their parents in the neonatal intensive care unit
Section/Category:	JoVE Medicine
Keywords:	Preterm infants Parents Creative Music Therapy Responsiveness Communicative Musicality Entrainment Empowerment Infant-directed singing Lullaby Clinical Protocol
Corresponding Author:	Friederike Barbara Dr. Haslbeck, Ph.D. UniversitätsSpital Zurich Zurich, Zurich SWITZERLAND
Corresponding Author's Institution:	UniversitätsSpital Zurich
Corresponding Author E-Mail:	Friederike.Haslbeck@usz.ch
Order of Authors:	Friederike Barbara Dr. Haslbeck, Ph.D. Dirk Bassler
Additional Information:	
Question	Response
Please indicate whether this article will be Standard Access or Open Access.	Open Access (US\$4,200)
Please indicate the city, state/province, and country where this article will be filmed . Please do not use abbreviations.	Zurich, Zurich, Switzerland

TITLE:

Clinical Practice Protocol of Creative Music Therapy for Preterm Infants and Their Parents in the Neonatal Intensive Care Unit

AUTHORS AND AFFILIATIONS:

Friederike B. Haslbeck¹, Dirk Bassler¹

¹Department of Neonatology, University Hospital Zurich, University of Zurich, Zurich, Switzerland

Corresponding Author:

Friederike B. Haslbeck¹ (friederike.haslbeck@usz.ch)

KEYWORDS:

preterm infants, parents, creative music therapy, responsiveness, communicative musicality, entrainment, empowerment, infant-directed singing, lullaby

SUMMARY:

Creative music therapy for preterm infants and their parents has emerged as a promising family-integrated early intervention. We present a detailed protocol on how to use vocal interaction, humming, or singing to empower preterm infants and their families.

ABSTRACT:

Creative music therapy for preterm infants and their parents (CMT) has emerged as a promising family-integrated early intervention involving communicative musicality to improve infant development, parental well-being, and bonding. It aims at relaxing and nurturing the infant as well as promoting safety and social interaction for the parent-infant dyad. A music therapist specially trained in CMT hums or sings in an infant-directed, improvised, lullaby style continually adjusting to the individual needs, expressions, and breathing pattern of the preterm infant. Based on the principles of family-integrated care, the family is incorporated individually in the therapeutic process, namely by delivering CMT during kangaroo care (KC) and by motivating and facilitating parental vocal interaction with their infant to strengthen the parent-infant bonding. CMT aims at relaxing, stimulating, and coregulating premature infants at a time when many other interventions are still risky and can overwhelm the vulnerable patient group. CMT may be advantageous not by educating and teaching parents, but rather by uncovering the intuitive capacities of parenting that are often overshadowed by the traumatic experience of preterm birth. However, CMT can only be provided when the infants are clinically stable. CMT with parental integration is feasible when parents are available and receptive to participate. This paper presents a detailed protocol on how to use CMT to empower preterm infants and their families.

INTRODUCTION:

Preterm infants represent a growing population in health care, and many infants suffer neurodevelopmental impairments that persist into later life (e.g., motor dysfunction, cognitive and behavioral problems)^{1,2}. In addition to other risk factors, sensory deprivation (e.g., the lack

of the intrauterine multisensory experience of the regular maternal heartbeat and the maternal voice) and the stressful sensory overload of the NICU, or neonatal intensive care unit (e.g., monitor beeping, mechanical noises), may negatively impact brain maturation^{3,4}.

Preterm birth is a stressful and traumatic event for preterm infants and their parents⁵. Infants and parents are separated too early, and the parents lack their autonomy as primary caregivers, which can impede the development of healthy bonding between parents and their infants⁶. Parents may suffer from feelings of disappointment, ambivalence, helplessness, anxiety, and guilt⁷. Unresolved psychological trauma is linked to parental stress, thereby compromising parental well-being, attitudes, and behaviors, potentially adversely impacting the attachment process between infants and their parents⁸⁻¹⁰.

Family-integrated early interventions are warranted to decrease these adverse consequences of preterm birth and to actively involve parents as primary caregivers as soon as possible¹¹. Music therapy in neonatal care is exactly that: an early and promising intervention to stabilize and nurture the infant as well as to promote connectedness at a time when many other interventions are still at risk to overwhelm the fragile infant. CMT for preterm infants and their parents has emerged as one of these interactive music therapy approaches in the NICU¹²⁻¹⁴. CMT is an individualized and interactive approach, resource and needs-oriented¹⁵⁻¹⁷. CMT is related to Nordoff-Robbins music therapy¹⁸, which assumes that being responsive to music is an intrinsic quality to being human, regardless how handicapped or even premature a human being is^{19,20}. CMT directs the trained music therapist to assess the meaning of the infant's breathing rhythms, facial expressions, and gesticulations, and to construct a musical response^{15,21}. The therapist hums or sings in an infant-directed improvised lullaby style, continually coregulating the infant's behavioral states (affects, emotion, arousal²²). CMT aims to relax the infant as well as to offer individualized interaction, meaningful stimulation, and entrained rhythms (e.g., to facilitate stable and regular breathing rhythm and suck-swallow-breath rhythm)^{23,24}.

Based on the principles of family-integrated care¹¹, the family is incorporated individually in the therapeutic process, namely by delivering CMT during KC when the infant is placed chest-to-chest or skin-to-skin on the bare chest of the parents to enhance parental feelings of security and thereby prevent their retraumatization⁵. The music is tailored continuously to the affects, rhythms, and needs of the infants as well. CMT aims to honor the family's musical and cultural heritage and to integrate their favorite music or song to empower the family in their cultural identity²³ similar to the "song of kin" techniques of Loewy et al.²⁵. CMT further aims to promote parental self-confidence and autonomy and to enhance the parent-infant attachment process. The music therapist generates the parent's awareness to reconnect with their musical self and their infant via vocal interaction by supporting parental infant-directed speaking and/or singing in a responsive and attuned way. During KC the therapist may accompany the voice with a monochord, a single-stringed wooden instrument (~30 strings tuned to one base tone with octaves and fifth generating vibroacoustic sounds of overtones). It may evoke the deep-frequency sounds and vibroacoustic of the womb. It generates an open, nurturing sound that may be inviting to sing along with in all musical keys and styles, as proposed by the parents. Techniques such as positioning the instrument against the parent's elbow allows its vibrations to

convey relaxation. The monochord has proven itself effective in inducing relaxation and lending a feeling of intensity to parent-infant encounters²⁶. Parents in the NICU reported after CMT that particularly the monochord sound generated the feelings of security, relaxation, and increased physical closeness to their infant²⁷. Additionally, KC itself is a natural technique for enhancing the multisensory bonding experience between mother (or father) and infant and has become standard routine in many NICU units²⁸.

Even among siblings, premature birth is challenging. Siblings may struggle with feelings of neglect, envy, and sometimes grief, which can lead them to refuse to accept their preterm sibling²⁹. Consequently, CMT also aims to include preterm infants' siblings by letting them choose a song for their prematurely born sister or brother and by singing it together, for example. Generally speaking, CMT aims to facilitate communicative musicality to promote parent-infant connectedness. Music is the pathway for each family to engage in a meaningful ongoing relationship “to support the infant coming into being, the parents into parenthood, and the triad into bonding”³⁰.

Several systematic reviews and a meta-analysis^{31–33} suggest favorable effects of music therapy in neonatal care (e.g., physiological parameters, behavior state, respiration). The meta-analysis, including 964 preterm infants and 266 parents, showed a beneficial effect of music therapy on the infants' respiratory rate and maternal anxiety³¹. The authors highlight the need for neonatal music therapy provided by specially trained music therapists³¹. Equally, the authors of a multicenter randomized controlled trial (RCT)¹³, a mixed-method study³⁴, and a qualitative study³⁵, call for the informed use of music in a therapeutic relationship by certified music therapists. Several trials revealed that music therapy, and particularly entrained music therapy¹³, has a favorable impact on preterm infants' respiratory rate, and quiet alert and sleep states^{13,31}. Integrating parental-preferred lullabies in the live music therapy process was associated with enhanced bonding and decreased parental stress and anxiety^{13,34}.

Researchers have further investigated if live music therapy during KC may affect the well-being and stress levels of parents more than KC alone. Two randomized studies from Israel demonstrated that active harp music therapy during KC may reduce maternal anxiety more than KC alone³⁶ and that a mother's anxiety may decrease when singing while holding the baby in KC and increase calmness in preterm infants more than KC alone³⁷. Similarly, researchers from Finland³⁸ suggest that live music therapy combined with KC may have more relaxing effects than KC alone. Although these results have to be confirmed with more extensive trials, they already indicate the potentials and possible advantages of music therapy over other nonpharmacological interventions such as KC and call for family-integrated music therapy in neonatal care. In this manuscript, we present a detailed step-by-step protocol on how to use CMT as a family-integrated, needs-oriented, and individualized live music therapy approach in the NICU to empower preterm infants and their parents from the very beginning.

PROTOCOL:

The clinical protocol follows the ethical guidelines of the University Hospital at Zurich. All methods and techniques are based on the described approach of CMT in the NICU and are recommended to be provided by music therapists specially trained in CMT (CMT training or the Rhythm Breath and Lullaby training with CMT modules^{39–41}). CMT can be delivered when the infant is clinically stable, as defined by nurses and doctors of the neonatal team, 2–3 times per week, for approximately 20 min each session.

1. Preparation

1.1. Before initiating music therapy, conduct an in-depth assessment with team members of the unit (e.g., doctors, nurses, psychologists) and as soon as possible with the parents to identify the needs of the infant and parents. Based on these needs create therapeutic objectives oriented towards the principles of neonatal music therapy and family-integrated care approaches^{42–44}.

1.2. Introduce music therapy to the parents. Assess their needs, resources, musical heritage, and culture. Assess what song or music they wish for as well as their natural vocal range. Assess if they already provided music to their infant during pregnancy, and if so, integrate this music in the therapy procedures referred to as “song of kin”⁴⁵.

1.3. Supply the parents with empowering intercultural music material (e.g., the lullaby book “Wiegenlieder für die Kleinsten. Ausgewählte Lieder von Eltern für Eltern frühgeborener Kinder” [Lullabies for the most little ones. Songs of parents for parents of preterm infants])⁴⁶. Parents of preterm infants sang all the international songs in this book and framed each song with their written experiences on why and how they sang to empower and to motivate other parents to sing for their infant as well⁴⁷. Alternatively, provide further information (e.g., a flyer) to motivate parents to engage in vocal interaction with their infant.

1.4. Continue to assess the infants' and parents' needs during their clinical trajectory over time by attending interdisciplinary neonatal rounds and or meetings regularly and by intensifying the dialogue with the parents. Continue to adapt to these families' needs to facilitate a needs-, and resource-based therapeutic process.

1.5. Identify a reasonable time frame with the neonatal staff and the parents in which to conduct the music therapy session to minimize the chance of interfering with healthcare routines, treatments, emergencies, infant resting periods, and needs of the parents.

1.6. Discuss with neonatal staff and/or parents if the session should take place at the incubator or bedside only with the infant or together with the parents. For example, when the parents spend a lot of time in the NICU and enjoy the shared sessions, conduct as many joint sessions as possible, mostly and preferably during KC. When parents have less time, fewer possibilities to visit, or are not accountable, offer music therapy with other caregivers or just the infant as well.

1.7. Before providing CMT, seek the latest meaningful clinical information on the infant and its family as well as approval of the neonatal team. Tune the monochord in the key of the unit (the

most dominant and frequent monitor beeping tone of the unit) if the instrument is needed for the session⁴⁸.

1.8. Before conducting each music therapy session and entering the patient zone, disinfect hands, arms, and the instrument by following the hygiene guidelines of the neonatal unit and the individual infant. Disinfect and prepare a chair at the bedside of the infant or next to the parents.

2. Creative music therapy with the preterm infant at the bedside or incubator

2.1. When the infant tolerates touch, start with initial touch by touching the infant at the head and feet and change it into therapeutic touch by lightly laying one hand on the chest or the back^{49,50}. While touching the infant connect with the infant, notice any increased or decreased muscle tension, any voluntary or involuntary movement, and support the breathing movements and patterns by adapting the pressure and weight of the hand on the chest or back to these patterns.

2.2. After a period of observation, start with infant-directed humming entrained to the infant's breathing pattern, incorporating the infant's signs of mimicry and movements to attune to the infant's needs and to support or regulate breathing. Fade in the music: Start with a few long and calm notes proceeding in small steps with a high degree of repetitions and continuity.

2.3. Develop the melody slowly over time. Often this occurs synchronously: for example, when the infant's eyebrows lift, move the melodic pitch and tempo upwards¹⁶. In contrast, when the infant is overly aroused, reduce the melody's span of pitches and pitch range and shift it downwards, slow the tempo, and repeat the closing notes to soothe the infant.

2.4. Hum to sooth and sing to activate, synchronize and interact with older infants, or infants who open their eyes and mouth and/or start "mouthing" (i.e., shaping their mouth to make "oh" and "ah" sounds and tongue play) and/or move their fingers or arms smoothly⁵⁰.

2.5. Hum and sing simply in lullaby style in order not to overwhelm the infant: Keep the voice calm, slow, simple, predictable, repetitive, and contingent with the pitch range of children's songs based on the guidelines of neonatal music therapy^{24,43,44}. Hum with flowing breath and a free natural voice full of overtones and total ease.

2.6. Incorporate the "song of kin"²⁵ in lullaby style in the individualized, attuned improvisation. If necessary, attune to environmental sounds to integrate and thereby mitigate disturbing noises such as a monitor beeping⁵⁰ oriented towards environmental music therapy approaches^{4,48}.

2.7. After ~15–20 min (adapt the duration to the individual needs of the infant) fade the humming or singing slowly out by reducing the notes, the tempo, the rhythms, and conclude by repeating the last note⁵¹.

2.8. Hold the infant some seconds longer before removing hands slowly and cautiously.

3. Creative music therapy with the parents during skin-to-skin care

3.1. Assess the current needs of the parents (e.g., assess if they would like to listen and relax during the music therapy session or if they would like to sing along).

3.2. Invite the parents to sit or lie down comfortably. Position the monochord next to the side chair of the parent with the infant in KC. Place the instrument next to the elbow or arm of the parents so that the relaxing vibrations can transmit to their body.

3.3. If appropriate, invite the parents to breathe in and out deeply. Invite the parents to close their eyes, to focus on their breathing, and afterward to focus on feeling their infant. Alternatively, invite the parents to observe and interact with their infant, as they prefer. This procedure may be appropriate as preparation for the joint music therapy session and/or during the session accompanied by monochord sounds and singing and/or speaking.

3.4. After a short period of observing the parent-infant dyad, start with long, calm sound waves on the monochord, entrained to the infant's breathing pattern (e.g., three sets of infant inhalations and exhalations = one long continuous strum on the monochord). Fade the sound in smoothly.

3.5. After a while (~90 s) hum along with the monochord sound, as described above, or accompany and support the parental humming/singing for their infant.

3.5.1. Attune and tailor the humming and singing to the affects, rhythms, and needs of the infant and environmental sounds as described above and additionally to the parents' needs (compare previous publication^{23,47}).

3.5.2 Hum or sing within the parents' vocal range to facilitate parental humming or singing. To honor the family's musical and cultural heritage integrate their favorite music in the singing^{23,25}.

3.6. After ~15–20 min (adapt the duration to the individual needs of the infant), fade the humming or singing slowly out by reducing the notes, the tempo, the rhythms, and repeating the last note. Continue to play the monochord for 1 or 2 min more and fade the monochord sound smoothly out. Hold the moment of reverberation and silence some seconds longer before removing the instrument slowly and cautiously.

3.7. If appropriate, ask the parents how they experienced the music therapy session for themselves and how they perceived their infant's reactions. If appropriate, share perceptions of the infant's behavioral state and reactions (e.g., smiling, finger movements, if occurred). Give feedback about observations and thereby encourage and value observed appropriate parental and infant behavior as well as appropriate parental-infant interactions to promote parental self-efficacy and parent-infant attachment.

3.8. Encourage the parents to use their voice to connect with their infant in their daily NICU routine. Encourage the parents to use infant-directed speech with “motherese”^{52,53} and humming and singing, as preferred by the parents.

3.9. When therapeutically indicated, invite the parents to engage in song writing, a widely used music therapy method to express and validate experiences, to externalize emotions and thoughts⁵⁴, and to intensify and personalize the parent-infant interactions in neonatal music therapy in particular^{30,55,56}. Invite the parents to write about their musical experiences in their dairy (or the diary pages of the lullaby book “Wiegenlieder für die Kleinsten”) and to quote their song.

4. Creative music therapy with additional family members

4.1. Prepare and adapt to the current needs of the infant and parents as described above, but assess the needs of siblings, grandparents, or other significant caregivers, if and how they wish to participate in the music therapy sessions. Assess well-known family songs and model the song in lullaby style for the preterm infant.

4.2. Assess the context, history, and heritage of the chosen songs and invite the family to share their associations and emotions regarding the chosen music. Sing the song for or with the family based on the infant's and family's current needs. Sing and or accompany as described above or let the family members sing for the infant and accompany or listen and coach them. Encourage the family to use infant-directed speech or singing when they visit the infant as well.

5. Follow-up

5.1. Make a new appointment with the parents, if appropriate. Upon exiting the patient zone, disinfect following the neonatal hygiene guidelines.

5.2. Document the sessions as described elsewhere¹⁶. Give feedback to and discuss with neonatal staff and parents (if available). Attend integrative rounds and continuously assess the needs of the team and parents to incorporate these needs in the therapeutic process.

5.3. Write a final patient report before hospital discharge and advise parents on how to use music at home, including written recommendations. If appropriate, give the parents a call 2 weeks after discharge to inquire how they are doing and to recommend further musical support.

REPRESENTATIVE RESULTS:

A microanalysis of video material (122 videos) collected for a qualitative, grounded-theory-based, multiperspective study of CMT^{23,50}, identified three central interaction categories: 1) responsiveness of the therapist and parents, 2) resulting in communicative musicality with the infant, and 3) infants' and parents' empowerment as a consequence of categories 1 and 2 (**Figure 1**). The study results suggest that the therapists' prevailing attitude of responsiveness via musical attunement and entrainment may facilitate shared communicative musicality (e.g., interactional

synchrony, moment of meeting, interplay). By experiencing this relatedness in music, parents and infants may be supported to relax and to engage in mutual relationship. However, preterm infants still act and re-act with most subtle facial expressions and movements²³.

In this context, responsiveness means the therapist's ability to observe, interpret, and respond reasonably with musical capacity⁵⁷. The video microanalysis revealed that when the infant is aroused, the therapist sings as simple and repetitive as possible to calm down the infant. The therapist softly hums only two long holding notes centering around the tonic of the scale to provide a musical holding, stability, and safety (**Figure 2**, blue circle voice line, 0:21-0:55). The therapist continually entrains the singing to the breathing rhythms of the infant (**Figure 2-4**: infant's breathing and therapist's voice line continuously rhythmically entrained).

[Figure 2 here]

Further responsiveness involves attuning to the environmental sounds such as the monitor beeping. The therapist sings in the key of the monitor alarms (**Figure 3**, blue arrows, 1:00-1:07) to integrate sudden stressful digital sounds in the music and thereby to mitigate disturbing noises. Consequently, "Melissa" remains calm (**Figure 3**, blue rectangles, 1:04-1:10) after the sudden alarm during music therapy (**Figure 3**, red star, 1:04) in contrast to beeping noise evoked stressed reactions without music therapy⁵⁰. The therapist continuously tailors the singing to the facial expressions and gestures of the infant (**Figure 3**, orange arrows, 0:58, 1:09). For instance, when Melissa smiles and rises her fingers the therapist rises the melody, tempo and dynamics synchronously (**Figure 4**, blue circle: compare voice line with breathing, mimic mouth and gesture line, 1:30-1:45).

[Figure 3-4 here]

Communicative musicality acts like the intuitive affect attunement of a healthy caregiver-infant relationship. This sharing of emotional experiences is like a dance, like a musical performance^{52,58-60}. Through shared rhythms, tempi, and affects, communicative musicality may support the infants' coregulation and stabilization and may transform the arrhythmic intensive care environment into a relational environment required for healthy socio-emotional development and growth⁵⁹. The video microanalysis⁵⁰ implies that CMT may enhance relaxation, participation, self-regulation, and engagement in premature infants through experienced communicative musicality. Communicative musicality can evolve through interactional synchronization of affects. In **Figure 2**, at first, Melissa synchronizes her stressed movements with the tension in the music. She splays her fingers synchronously with the higher more suspenseful note or in the tense pause (**Figure 2**, red arrows, 0:24-0:37). After synchronizing with the tension in the music, she may then be able to synchronize with the relaxation of the music. When the first musical phrase ends, she relaxes her body and moves her arms and fingers smoothly down (**Figure 2**, orange lines, 0:38-0:44). Throughout the session, Melissa remains in this relaxed behavioral state and engages with increasing smooth facial reactions and finger movements (**Figure 3**, orange arrows, 0:58 -1:09). When the melody rests with the ritardando (rit.), she sighs deeply (**Figure 4**, blue circle, orange arrow, 2:03) interpreted as a sign of relaxation. When the

melody, dynamics, and intensity ascend, she raises her finger and smiles (**Figure 4**, blue circle, orange arrows, 2:03-2:05) interpreted as engagement in communicative musicality.

By relaxing and engaging the parents in meaningful, sensitive interactions with the infant, the parents may experience self-confidence, self-efficacy, and autonomy. They may thereby be empowered in their role as primary caregivers and participants. In this context, empowerment means to facilitate self-regulation in the infant and to uncover intuitive parental capacities for parental responsiveness that are often overshadowed by anxiety and stress^{23,47}. Parents reported in the qualitative interviews of the study that they could relax and relate more intense to their infant through music therapy: *"I notice when I can relax that I am much more connected, much more intense, much more closely connected with my daughter because of the music, because of the singing."*²³

The video microanalysis revealed that mothers who were stressed and distanced connected with their infants through meaningful vocal interaction. **Figure 5 & Figure 6** show the microanalysis of shared mother-infant rhythms of a previously stressed and detached mother. The mother entrains her singing to the sucking rhythms of her daughter. She sings with "motherese" (infant-directed, with a loving tone and free voice, responsive with facial expression and gestures) rocking the infant in the rhythm of the song. "Emila" begins with her sucking pattern precisely at the beginning of the musical phrase of her mother (**Figure 5 & Figure 6**, orange arrows) except in bar 9 (**Figure 5**, red circle, 0:26). The mother immediately recognizes, interprets correctly, reacts appropriately and promptly with sensitivity as referred to as appropriate bonding behavior²³. She reduces and ceases her singing to hold and readjust (**Figure 5 & Figure 6**, blue circle, 0:26-0:28). After this moment of readjustment, she begins the musical phrase again in synchrony with the sucking pattern of Emila (**Figure 6**, blue circle, 0:28 following). Mother and daughter meet once more within communicative musicality in shared pulse and quality. They connect in a mutual gaze at the end of the musical phrase, and the mother smiles (**Figure 5**, 0:28 following). Mother and daughter meet in a "neonatal moment of meeting" described as tender moments after birth to generate the attachment bond and the mother's self-confidence in her role as primary caregiver²³. Immediately after this singing episode, the mother expressed her love and empowerment by picturing herself as a lion mother. She phrases her self-confidence and autonomy by the sentences' causal dependence (underlined): *"If I would not have so much love, right? Then my daughter would have no chance to survive. I am like a lion."*²³

[Figure 5,6 here]

First results of a mixed-method pilot trial underline these results. The study revealed that parental depressive symptoms decreased and physical closeness increased across hospitalization time in the CMT group compared to the control group²⁷. The parents reported that CMT evoked feelings of relaxation and joy and empowerment to interact more profoundly with their infant²⁷.

Figure 1: Logic diagram of categories inherent in the CMT process. This figure has been modified from Haslbeck²³.

Figure 2: Transcription of responsiveness and therapist-infant synchronization. Detailed transcription of music therapy session with Melissa by using conservative music notation with Finale 2011 notation software⁵⁰ including three layers on the same timescale: 1) environment, 2) infant behavior (four layers: a) behavioral state b) gestures c) mimicry d) breathing pattern, if visible) and 3) therapist's voice. This figure has been modified from Haslbeck⁵⁰.

Figure 3: Transcription of responsiveness, entrainment, therapist-infant synchronization, and integrating of monitor alarm. Detailed transcription of music therapy session with Melissa as described in Figure legend 2. This figure has been modified from Haslbeck⁵⁰.

Figure 4: Transcription of communicative musicality and therapist-infant synchronization. Detailed transcription of music therapy session with Melissa as described in Figure legend 2. This figure has been modified from Haslbeck⁵⁰.

Figure 5: Mother-infant synchronization. Detailed transcription of mother's singing for her daughter Emila by using conservative music notation with Finale 2011 notation software⁵⁰ including three layers on the same timescale: 1) Emila's nutritive sucking pattern, 2) mother's behavior and 3) mother's singing. This figure has been modified from Haslbeck²³.

Figure 6: Mother-infant synchronization and moment of meeting. Detailed transcription of mother's singing for her daughter Emila as described in figure legend 5. This figure has been modified from Haslbeck²³.

DISCUSSION:

The therapeutic, responsive, empowering, and creative use of music in CMT may be of great potential for preterm infants, their parents, and the parent-infant attachment. Individually tailored soft music, shared affects attunement, and joint attention may support relaxation, development, and the bonding process even in the stressful and artificial environment of an intensive care unit.

However, music therapy plays a subordinated and complementary role in the lifesaving priority setting of medical treatment and intensive care. Mostly, CMT should be delivered when the infants are clinically stable and do not suffer severe or life-threatening instability as defined by the neonatal team. Nonetheless, music therapists can provide CMT as palliative care as well when recommended by the neonatal team and or requested by the parents⁶¹. CMT with parental integration can only occur when the parents are present and willing to participate. Often, the music therapist has to reschedule planned sessions so as not to interfere with healthcare routines, treatments, emergencies, and infant resting periods. Sometimes, planned joint music therapy sessions in KC have to be changed to sessions at the bedside of the infant because the infant is too medically unstable for KC. The needs of the infant are of highest priority in all decision-making processes because the preterm infant is the most vulnerable component of the parent-infant-environment triad, even when this may evoke parental feelings of disappointment. This priority setting is warranted for the whole music therapy process as well.

When working with the parents, the aim is to enable intuitive parental roles to emerge through interactions with their infants, more than to explicitly teach new skills. While working with the family, the music therapist should act as a facilitator and collaborator, rather than as an educator or expert teaching parents how to use their voice and or sing since many parents experience helplessness, dependence on NICU experts, and a lack of self-control, self-confidence, and autonomy as primary caregivers^{9,62}. Therefore, the role of the therapist is to advice by supporting the parental role as primary caregiver rather than compromising it. The task of the therapist is to integrate the cultural heritage of the family because supporting parents in their cultural identity is argued to be particularly empowering and may build transcultural bridges^{47,63,64}. Because infant-directed humming is characterized by musical parameters across cultures such as slower tempo, higher pitch, and a distinctive style of humming and singing⁶⁵, these musical parameters can be used to facilitate communication and interaction with the parent-infant dyad even beyond potential cultural and language barriers⁶⁶. In cases when parents are not accountable (e.g., due to severe mental health issues or drug addiction), CMT should aim to integrate other potential caregivers of the infant. Moreover, the overarching challenge of the music therapist is to assess steadily the interweaving and constantly changing needs of the infant, parents, and neonatal intensive care environment in order to be flexible, creative, and therapeutically responsive. Therefore, only specially trained music therapists are recommended to provide CMT in neonatal care by following the described step-by-step protocol.

Nowadays, CMT is aligned with key principles of family-centered care: e.g., empowering each child and family, honoring choices and cultures, adapting to caregivers' needs, and collaborating with parents in treatment²⁴. CMT draws further on the elements of family-integrated care by integrating parents as partners and primary and most meaningful (vocal) caregiver as soon as possible¹¹.

CMT may enhance the widely used approach of KC by reducing stress, promoting relaxation, and intensifying feelings of safety and connectedness^{38,67}. CMT may be of particular significance not least because of providing meaningful, socio-emotional, joyful, and playful "moments of meeting" which are argued to foster a secure relationship between the parent-infant dyad^{9,68}. CMT aims at relaxing, stimulating, and coregulating premature infants at a time when many other interventions are still at risk to overwhelm the vulnerable patient group. Particularly in the first weeks after preterm birth when very preterm infants are sometimes too unstable for KC, infant-directed humming can facilitate nurturing connectedness. Additionally, the music therapist can provide CMT during sleep without awakening but stimulating the infant⁵⁰.

Socio-emotional experiences and early auditory experiences make an impact on brain development as suggested by human and animal studies⁶⁹⁻⁷¹. Because preterm infants are in the most rapid and vulnerable period of brain development, auditory and socio-emotional experiences may influence the plasticity of auditory and cortical brain regions^{72,73}.

We may speculate that the enriched musical and socio-emotional experience in CMT may promote brain development, notably functional and structural connectivity, as well as emotional and cognitive development⁷⁴. Rigorously designed trials are required to evaluate short and

longitudinal effects of music therapy on brain development in preterm infants and psychosocial adaption. In Switzerland, such a study is implemented, and a multicenter study is prepared¹⁷. In conclusion, CMT may be a promising and feasible family-integrated therapy involving communicative musicality to promote neurodevelopment, parental psychosocial adaption, and mutual socioemotional connectedness from the very beginning.

ACKNOWLEDGMENTS:

This work was funded by the foundation Vontobel-Stiftung Zurich.

DISCLOSURES:

The authors have nothing to disclose.

REFERENCES:

1. Larroque, B. et al. Neurodevelopmental disabilities and special care of 5-year-old children born before 33 weeks of gestation (the EIPAGE study): a longitudinal cohort study. *The Lancet*. **371** (9615), 813–820 (2008).
2. Woodward, L. J., Anderson, P. J., Austin, N. C., Howard, K., Inder, T. E. Neonatal MRI to predict neurodevelopmental outcomes in preterm infants. *New England Journal of Medicine*. **355** (7), 685–694 (2006).
3. Lahav, A., Skoe, E. An acoustic gap between the NICU and womb: A potential risk for compromised neuroplasticity of the auditory system in preterm infants. *Frontiers in Neuroscience*. **8** (DEC), 1–8 (2014).
4. Mazer, S. E. Music, noise, and the environment of care: History, theory, and practice. *Music and Medicine*. **2**, 182–191 (2010).
5. Sanders, M. R., Hall, S. L. Trauma-informed care in the newborn intensive care unit: Promoting safety, security and connectedness. *Journal of Perinatology*. **38** (1), 3–10 (2018).
6. Pyhala, R. et al. Parental bonding after preterm birth: child and parent perspectives in the Helsinki study of very low birth weight adults. *Journal of Pediatrics*. **158** (2), 251–6 e1 (2011).
7. Bruns-Neumann, E. Das Erleben von Eltern nach der Frühgeburt ihres Kindes. *Pflege*. **19** (3), 146–155 (2006).
8. Bialoskurski, M., Cox, C. L., Hayes, J. A. The nature of attachment in a neonatal intensive care unit. *The Journal of Perinatal and Neonatal Nursing*. **13** (1), 66–77 (1999).
9. Brisch, K. H., Bechinger, D., Betzler, S., Heinemann, H. Early preventive attachment-oriented psychotherapeutic intervention program with parents of a very low birthweight premature infant: Results of attachment and neurological development. *Attachment & Human Development*. **5** (2), 120–135 (2003).
10. Jotzo, M., Poets, C. F. Helping parents cope with the trauma of premature birth: An evaluation of a trauma-preventive psychological intervention. *Pediatrics*. **115** (4), 915–919 (2005).
11. O'Brien, K. et al. Effectiveness of Family Integrated Care in neonatal intensive care units on infant and parent outcomes: a multicentre, multinational, cluster-randomised controlled trial. *The Lancet Child & Adolescent Health*. **2** (4), 245–254 (2018).

- 528 12. Shoemark, H., Hanson-abromeit, D., Stewart, L. Constructing optimal experience for the
529 hospitalized newborn through neuro-based music therapy. *Frontiers in Human*
530 *Neuroscience*. **9** (September), 1–5 (2015).
- 531 13. Loewy, J., Stewart, K., Dassler, A. M., Telsey, A., Homel, P. The Effects of Music Therapy on
532 Vital Signs, Feeding, and Sleep in Premature Infants. *Pediatrics*. **31**, 902–918 (2013).
- 533 14. Ettenberger, M., Rojas Cárdenas, C., Parker, M., Odell-Miller, H. Family-centred music
534 therapy with preterm infants and their parents in the Neonatal Intensive Care Unit (NICU)
535 in Colombia—A mixed-methods study. *Nordic Journal of Music Therapy*. **26** (3), (2017).
- 536 15. Haslbeck, F. Music Therapy with preterm infants – Theoretical approach and first practical
537 experience. *Music Therapy Today*. **05** (4), 1–16 (2004).
- 538 16. Haslbeck, F. Creative music therapy with premature infants and their parents. *Faculty of*
539 *Health, Doctoral thesis* (2013).
- 540 17. Haslbeck, F. B., Bucher, H.-U., Bassler, D., Hagmann, C. Creative music therapy to promote
541 brain structure, function, and neurobehavioral outcomes in preterm infants: a randomized
542 controlled pilot trial protocol. *Pilot and Feasibility Studies*. **3**, 1–36 (2017).
- 543 18. Nordoff, P., Robbins, C. *Creative Music Therapy: A Guide to Fostering Clinical Musicianship*.
544 (Barcelona Publishers: Gilsum, 2012).
- 545 19. Nordoff, P., Robbins, C. *Creative music therapy: Individualized treatment for the*
546 *handicapped child*. (John Day Company: New York, 1977).
- 547 20. Sacks, O. *Tales of Music and the Brain*. (Vintage Books: New York, 2007).
- 548 21. Aldridge, D., Gustorff, D., Hannich, H. J. Where am I? Music therapy applied to coma
549 patients. *Journal of the Royal Society of Medicine*. **83**, 345–346 (1990).
- 550 22. de l'Etoile, S. Infant-Directed Singing: A Theory for Clinical Intervention. *Music Therapy*
551 *Perspectives*. **24** (1), 22–29 (2006).
- 552 23. Haslbeck, F. B. The interactive potential of creative music therapy with premature infants
553 and their parents: a qualitative analysis. *Nordic Journal of Music Therapy*. **23** (1), 36–70
554 (2014).
- 555 24. American Academy of Pediatrics Family-Centered Care and the Pediatrician's Role.
556 *Pediatrics*. **112** (3), 691–696 (2003).
- 557 25. Loewy, J. NICU music therapy: song of kin as critical lullaby in research and practice. *Annals*
558 *of the New York Academy of Sciences*. **1337** (1), 178–185 (2015).
- 559 26. Lee, E. J., Bhattacharya, J., Sohn, C., Verres, R. Monochord sounds and progressive muscle
560 relaxation reduce anxiety and improve relaxation during chemotherapy: A pilot EEG study.
561 *Complementary Therapies in Medicine*. **20** (6), 409–416 (2012).
- 562 27. Kehl, S. Musiktherapie mit Frühgeborenen und ihren Eltern. Eine Pilotstudie zu möglichen
563 Auswirkungen auf das Stress- und Beziehungsverhalten der Eltern (Creative Music Therapy
564 to reduce depressive symptoms in parents of preterm infants: a randomized controlled
565 pilot trial. University of the Arts Zurich, Master-thesis (2018).
- 566 28. Charpak, N. et al. Twenty-year follow-up of kangaroo mother care versus traditional care.
567 *Pediatrics*. **139** (1), (2017).
- 568 29. Gaal, B. J. et al. Outside looking in: the lived experience of adults with prematurely born
569 siblings. *Qualitative health research*. **20** (11), 1532–45 (2010).
- 570 30. Haslbeck, F., Hugoson, P. Sounding Together: Family-Centered Music Therapy as Facilitator
571 for Parental Singing During Skin-to-Skin Contact. In: *Early Vocal Contact and Preterm Infant*

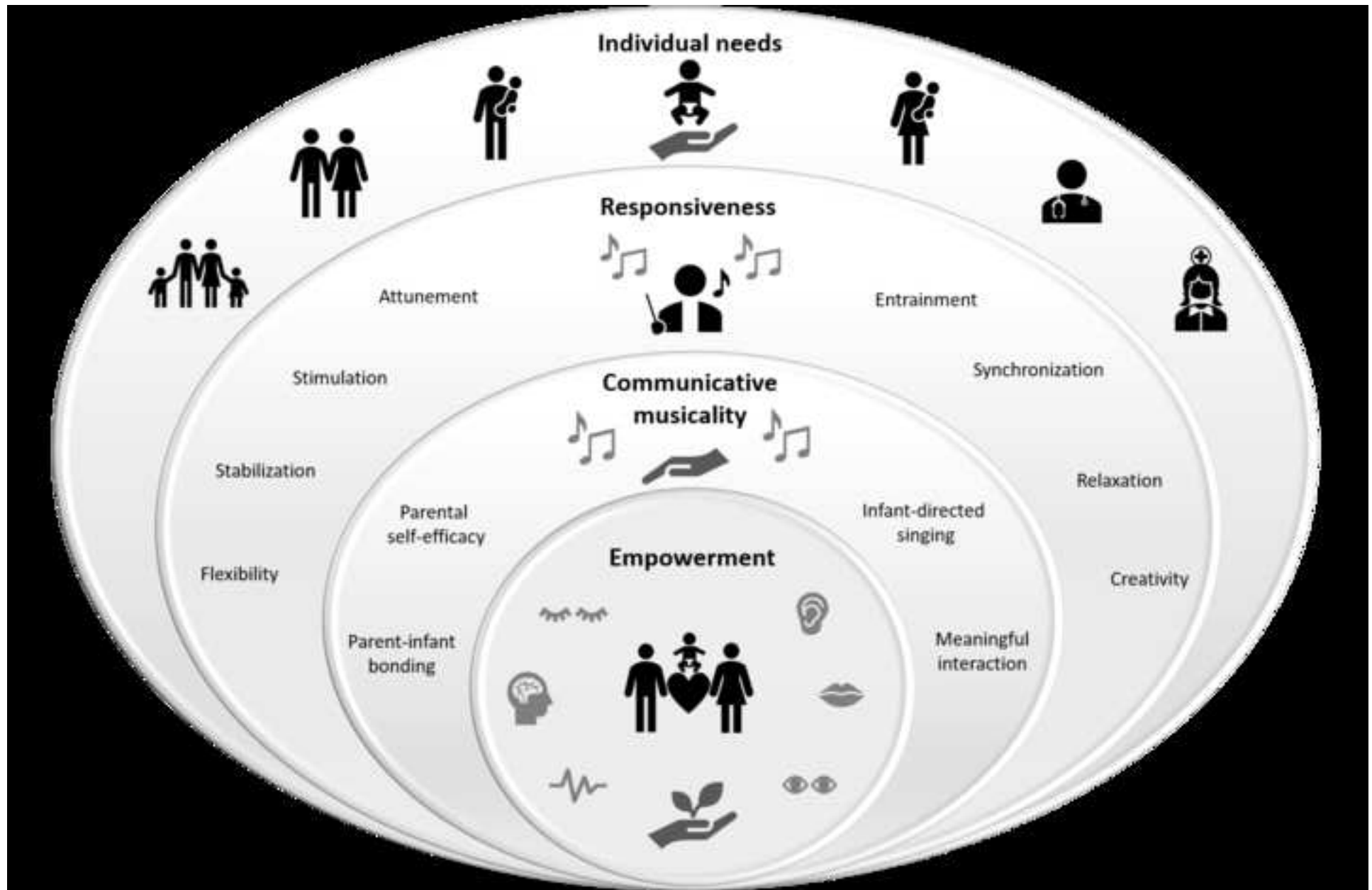
- 572 *Brain Development*. 217–238 (2017).
- 573 31. Bieleninik, Ł., Ghetti, C., Gold, C. Music Therapy for Preterm Infants and Their Parents: A
574 Meta-analysis. *Pediatrics*. **138** (3), e20160971 (2016).
- 575 32. Haslbeck, F. B. Music therapy for premature infants and their parents: an integrative
576 review. *Nordic Journal of Music Therapy*. **21** (3), 203–226 (2012).
- 577 33. Standley, J. Music therapy research in the NICU: an updated meta-analysis. *Neonatal*
578 *Network*. **31** (5), 311–316 (2012).
- 579 34. Ettenberger, M., Odell-Miller, H., Cárdenas, C. R., Parker, M. Family-centred music therapy
580 with preterm infants and their parents in the Neonatal-Intensive-Care-Unit (NICU) in
581 Colombia: a mixed-methods study. *Nordic Journal of Music Therapy*. **25** (sup1), 21–22
582 (2016).
- 583 35. Shoemark, H., Grocke, D. The markers of interplay between the music therapist and the
584 high risk full term infant. *Journal of Music Therapy*. **XLVII** (4), 306–334 (2010).
- 585 36. Schlez, A. et al. Combining kangaroo care and live harp music therapy in the neonatal
586 intensive care unit setting. *Israel Medical Association Journal*. **13**, 354–358 (2011).
- 587 37. Arnon, S. et al. Maternal singing during kangaroo care led to autonomic stability in preterm
588 infants and reduced maternal anxiety. *Acta paediatrica*. **103** (10), 1039–44 (2014).
- 589 38. Teckenberg-Jansson, P., Huotilainen, M., Pölkki, T., Lipsanen, J., Järvenpää, A.-L. Rapid
590 effects of neonatal music therapy combined with kangaroo care on prematurely-born
591 infants. *Nordic Journal of Music Therapy*. **20** (1), 22–42 (2011).
- 592 39. Haslbeck, F. B. Fortbildungen. Institut für Musiktherapie (Trainings. Institute for music
593 therapy). *Musik als Therapie auf der Neonatologie (Music as therapy in neonatology)* 1
594 (2013).at <[https://www.freies-](https://www.freies-musikzentrum.de/index.html?/Aktuell_Semester/fortbildungen/musiktherapie.html)
595 [musikzentrum.de/index.html?/Aktuell_Semester/fortbildungen/musiktherapie.html](https://www.freies-musikzentrum.de/index.html?/Aktuell_Semester/fortbildungen/musiktherapie.html)>
- 596 40. Haslbeck, F., Costes, T. Advanced training in music therapy with premature infants —
597 impressions from the United States and a starting point for Europe. *British Journal of Music*
598 *Therapy*. **25** (2), 19–31 (2011).
- 599 41. The Louis Armstrong Department of Music Therapy NICU music therapy. *Education and*
600 *training* 1 (2019).at <<http://nicumusictherapy.com/Nicumusictherapy/Welcome.html>>
- 601 42. O'Brien, K. et al. A pilot cohort analytic study of Family Integrated Care in a Canadian
602 neonatal intensive care unit. *BMC pregnancy and childbirth*. **13** (Suppl 1), S12 (2013).
- 603 43. Hanson-Abromeit, D., Shoemark, H., Loewy, J. Music therapy with pediatric units:
604 Newborn intensive care unit (NICU). *Medical Music Therapy for Pediatrics in Hospital*
605 *Settings. Using Music to Support Medical Interventions*. 15–69 (2008).
- 606 44. Haslbeck, F., Nöcker-Ribaupierre, M., Zimmer, M.-L., Schrage-Leitner, L., Lodde, V., for the
607 Fachkreis Musiktherapie Neonatologie (FMtN) Music therapy in neonatal care: a
608 framework for German-speaking countries and Switzerland. *Journal of Music and*
609 *Medicine*. **10** (4), 214–224 (2018).
- 610 45. Loewy, J. NICU music therapy: Song of kin as critical lullaby in research and practice. *Annals*
611 *of the New York Academy of Sciences*. **1337** (1), 178–185 (2015).
- 612 46. Haslbeck, F. *Wiegenlieder für die Kleinsten. Ausgewählte Lieder von Eltern für Eltern*
613 *frühgeborener Kinder*. (2018).
- 614 47. Funnel, M. M. Patient empowerment. *Critical Care Nursing Quarterly*. **27** (2), 201–204
615 (2004).

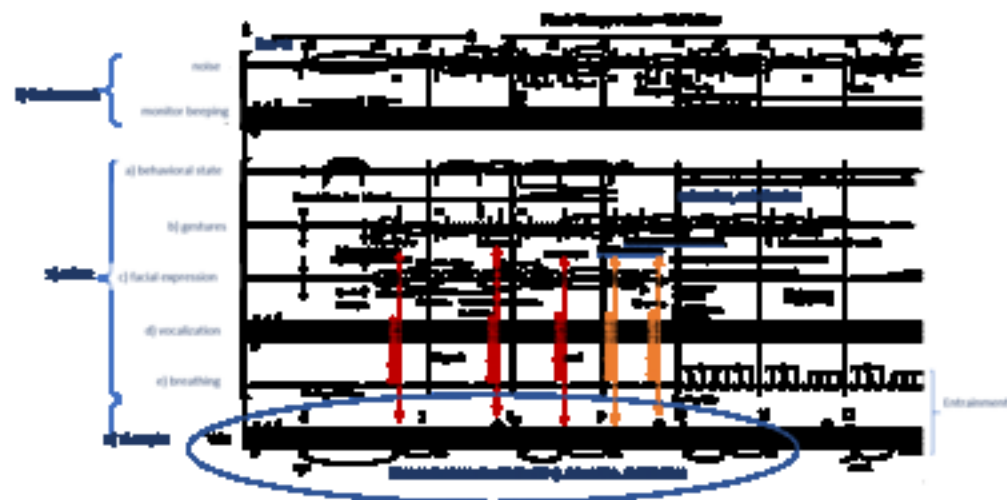
- 616 48. Stewart, K., Schneider, S. The effects of music therapy on the sound environment in the
617 NICU: A pilot study. *Music therapy in the neonatal intensive care unit*. 85–100 (2000).
- 618 49. Hanley, M. A. Therapeutic touch with preterm infants: composing a treatment. *EXPLORE*.
619 **4** (4), 253–258 (2008).
- 620 50. Haslbeck, F. B. Creative music therapy with premature infants: An analysis of video
621 footage. *Nordic Journal of Music Therapy*. **23** (1), 5–35 (2013).
- 622 51. Loewy, J., Hallan, C., Friedmann, E., Martinez, C. Sleep/Sedation in Children Undergoing
623 EEG-Testing: A Comparison of Chloral Hydrate and Music Therapy. *Journal of Perinatal*
624 *Anesthesia Nursing*. **20** (5), 323–332 (2005).
- 625 52. Papousek, M., Papousek, H. The meanings of melodies in motherese in tone and stress
626 languages. *Journal of Infant Behavior & Development*. **14**, 415–440 (1991).
- 627 53. Shoemark, H. Empowering parents in singing to hospitalized infants: the role of the music
628 therapist. *Early Vocal Contact and Preterm Infant Brain Development*. 205–2015 (2017).
- 629 54. Baker, B., Wigram, T., Stott, D., K., M. Therapeutic songwriting in music therapy. *Nordic*
630 *Journal of Music Therapy*. **17** (2), 105–123 (2008).
- 631 55. Haslbeck, F. Three little wonders. Music therapy with families in neonatal care. *Models of*
632 *music therapy with families*. 19–44 (2016).
- 633 56. Ettenberger, M., Ardila, Y. M. B. Music therapy song writing with mothers of preterm
634 babies in the Neonatal Intensive Care Unit (NICU) – A mixed-methods pilot study. *The Arts*
635 *in Psychotherapy*. **58** (December 2017), 42–52 (2018).
- 636 57. Jacobs, C. D. *Managing organizational responsiveness - toward a theory of responsive*
637 *practice*. (Deutscher Universitaetsverlag: Wiesbaden, 2005).
- 638 58. Lenz, G., von Moreau, D. Coming together - resonance and synchronization as a regulating
639 factor in relationships. *Music therapy for premature and newborn infants*. 67–81 (2004).
- 640 59. Malloch, S., Trevarthen, C. Communicative Musicality. Exploring the basis of human
641 campionship. *Communicative Musicality. Exploring the basics of human campionship*.
642 (2009).
- 643 60. Trondalen, G., Skarderud, F. Playing with affects and the importance of “affect
644 attunement.” *Nordic Journal of Music Therapy*. **16** (2), 100–111 (2007).
- 645 61. Ettenberger, M. Music Therapy During End-of-life Care in the Neonatal Intensive Care Unit
646 (NICU) – Reflections from Early Clinical Practice in Colombia. *Voices: A World Forum for*
647 *Music Therapy*. **17** (2), 1–19 (2017).
- 648 62. Lupton, D., Fenwick, J. “They’ve forgotten that I’m the mum”: constructing and practising
649 motherhood in special care nurseries. *Social Science & Medicine*. **53** (8), 1011–1021 (2001).
- 650 63. Loewy, J. Music therapy for hospitalized infants and their parents. *Music therapy and*
651 *parent-infant bonding*. 179–190 (2011).
- 652 64. Domenig, D. *Transkulturelle Kompetenz. Handbuch für Pflege-, Gesundheits- und*
653 *Sozialberufe*. (Huber, Bern: Bern, 2007).
- 654 65. Trehub, S. E., Unyk, A. M., Trainor, L. J. Maternal singing in cross-cultural perspective.
655 *Journal of Infant Behavior & Development*. **16**, 285–295 (1993).
- 656 66. Shoemark, H., Hanson-Abromeit, D., Stewart, L. Constructing optimal experience for the
657 hospitalized newborn through neuro-based music therapy. *Frontiers in Human*
658 *Neuroscience*. **9** (487), 1–5 (2015).
- 659 67. Cho, E. S. et al. The Effects of Kangaroo Care in the Neonatal Intensive Care Unit on the

Physiological Functions of Preterm Infants, Maternal-Infant Attachment, and Maternal Stress. *Journal of Pediatric Nursing*. **31** (4), 430–438 (2015).

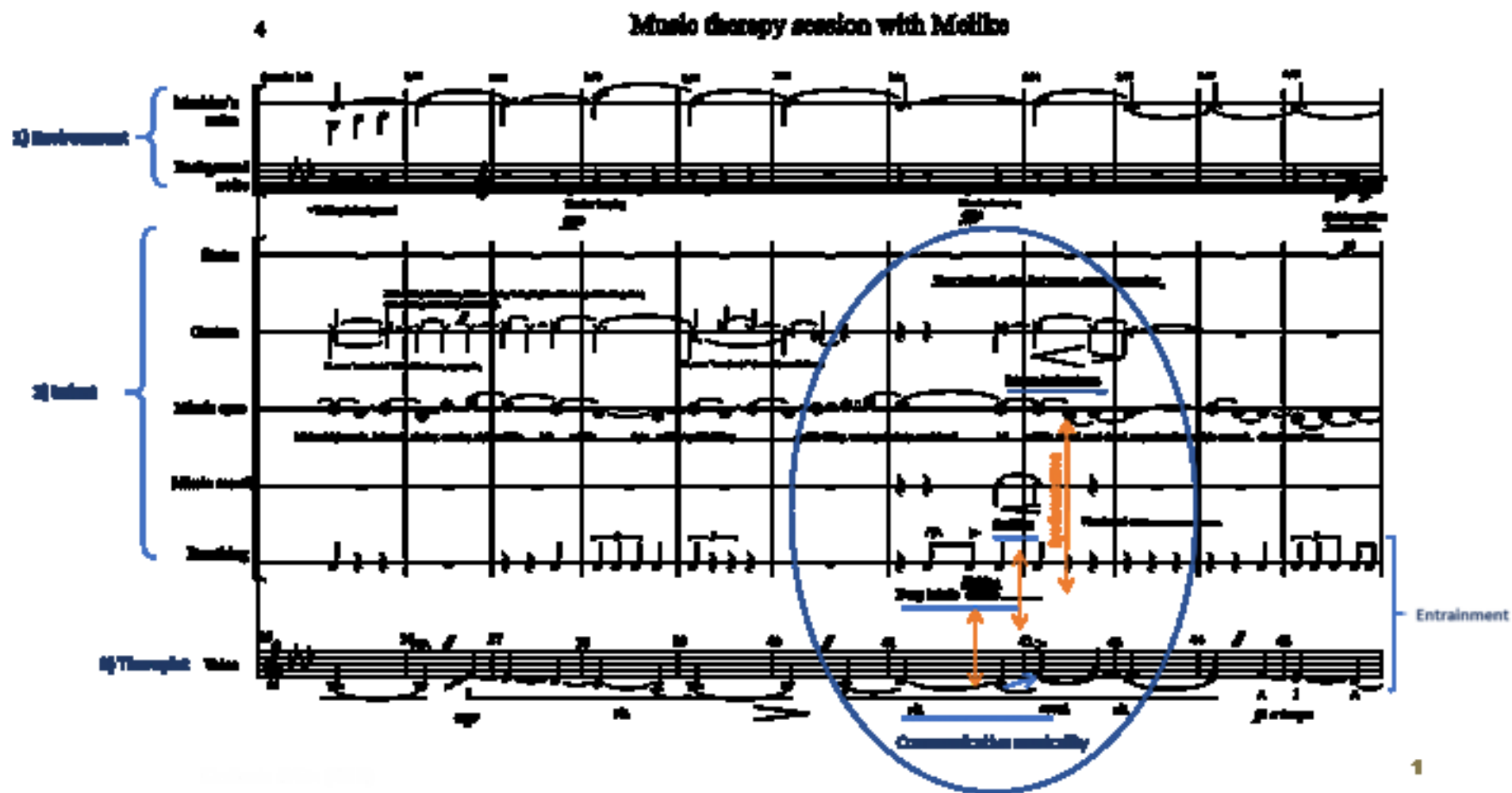
68. Bruschweiler-Stern, N. The Neonatal Moment of Meeting - building the dialogue, strengthening the bond. *Child and Adolescent Psychiatric Clinics of North America*. **18** (3), 533–544 (2009).
69. Dahmen, J. C., King, A. J. Learning to hear: plasticity of auditory cortical processing. *Current Opinion in Neurobiology*. **17** (4), 456–464 (2007).
70. de Villers-Sidani, E., Simpson, K. L., Lu, Y. F., Lin, R. C., Merzenich, M. M. Manipulating critical period closure across different sectors of the primary auditory cortex. *Nature Neuroscience*. **11** (8), 957–965 (2008).
71. Champagne, F. A., Curley, J. P. Epigenetic mechanisms mediating the long-term effects of maternal care on development. *Neuroscience and Biobehavioral Reviews*. **33** (4), 593–600 (2009).
72. Chang, E. F., Merzenich, M. M. Environmental noise retards auditory cortical development. *Science*. **300** (5618), 498–502 (2003).
73. Marler, P., Konishi, M., Lutjen, A., Waser, M. S. Effects of Continuous Noise on Avian Hearing and Vocal Development. *Proceedings of the National Academy of Sciences*. **70** (5), 1393–1396 (1973).
74. Haslbeck, F. B., Bassler, D. Music From the Very Beginning—A Neuroscience-Based Framework for Music as Therapy for Preterm Infants and Their Parents. *Frontiers in Behavioral Neuroscience*. **12** (June), 1–7 (2018).

Figure1










Improvised song sung and created by mother in the moment, in Turkish style



3





Name of Material/ Equipment

Company

Körpermonochord

Saitenklang

Catalog Number

Comments/Description

<http://www.saitenklang.ch/koerpermon>

o chord/

Science editor
Dr. Ronald Meyers
JoVE

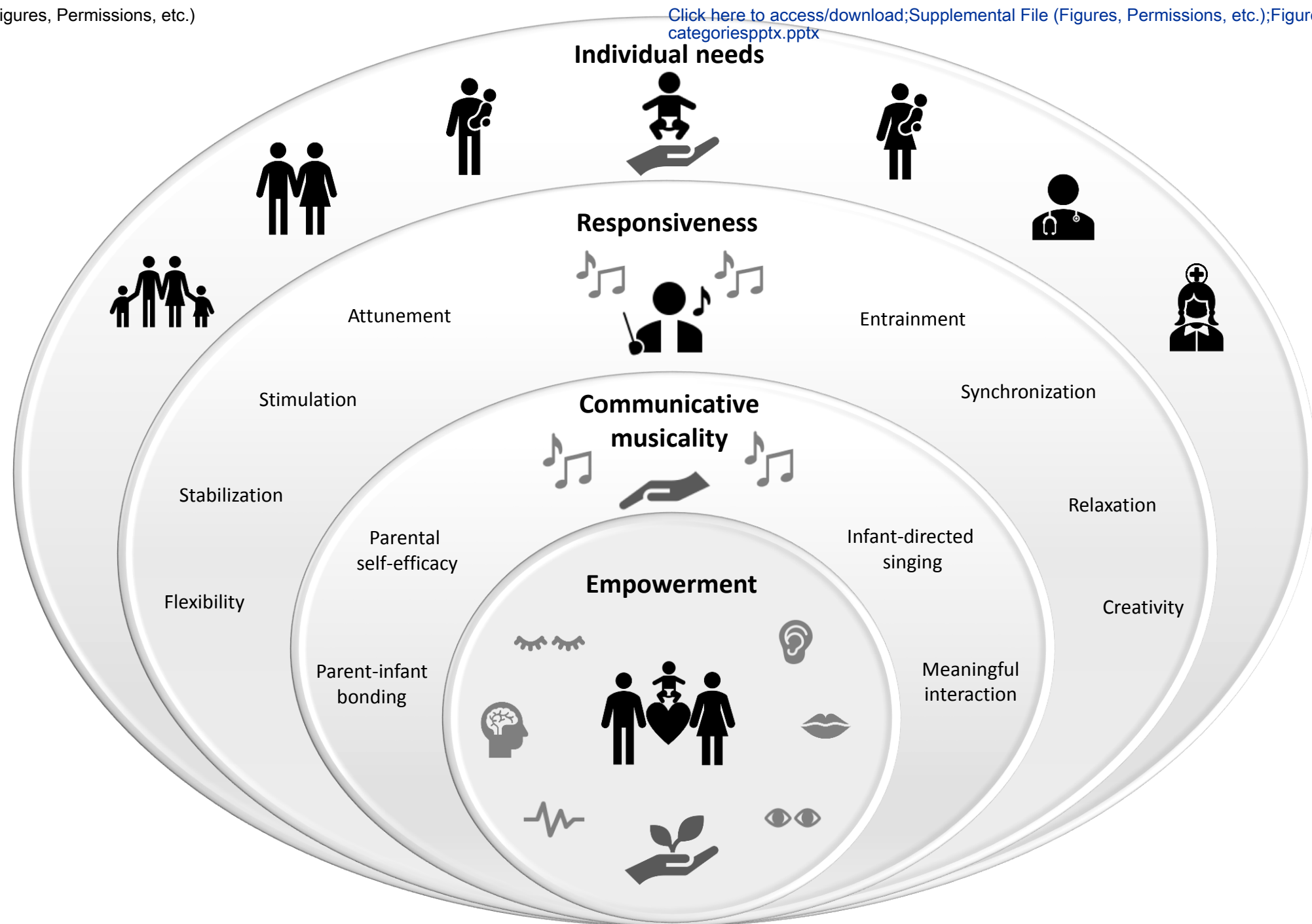
Zürich, 23.09.2019


Manuscript JoVE60412R3 revision

Dear Dr. Nam Nguyen
thank you for your valuable comments.

We have made the revisions to our paper by following your recommendations to describe and illustrate the representative results in more detail in text and additional figures.

With kind regards,
Friederike Haslbeck





Music therapy session with Melissa

1) Environment

Noi. *Seconds* :27 :30 (HA) :31 :34 :38 :44 :47 :50 :55 :58 1:00 1:04 1:07 1:10

MBeep

2) Infant

St.

Gest.

Mi.

Voc.

Br.

3) Therapist

Voice

Entrainment

Reaching new state: more and more pink healthy color, no more arching, calming down, lies more and more quietly and relaxed.

Responsiveness: Entrainment, synchronization, integrating alarm

Synchronization

Synchronization

ff

With more intense vibrato in eight note pulse

Right arm tucked.....

Finger splaying

Finger splaying

Left arm calming down.

R. little finger moves down smoothly.

R. little finger moves minimal + smoothly.

L. arm moves down minimal + smoothly.

Fingers in splayed overall still position, hands to head and face.

Holding tucked arm position, both arms overall still.

Left arm moves sm.down.

Eyes still closed.....

Mouth open.... Lips pursing.....mouth closed.....

Head arching.

Lips pursing.

Relaxed mimic:

Eyes closed.

Mouth lightly open.

Head lies still.

Min. face opening:

Min. eyelids lifting.

Min. eyes opening

Eyes closed

Min. eyes opening

Breathing not visible.....

Breathing visible

7

8

9

10

11

12


13

accel.

rit.

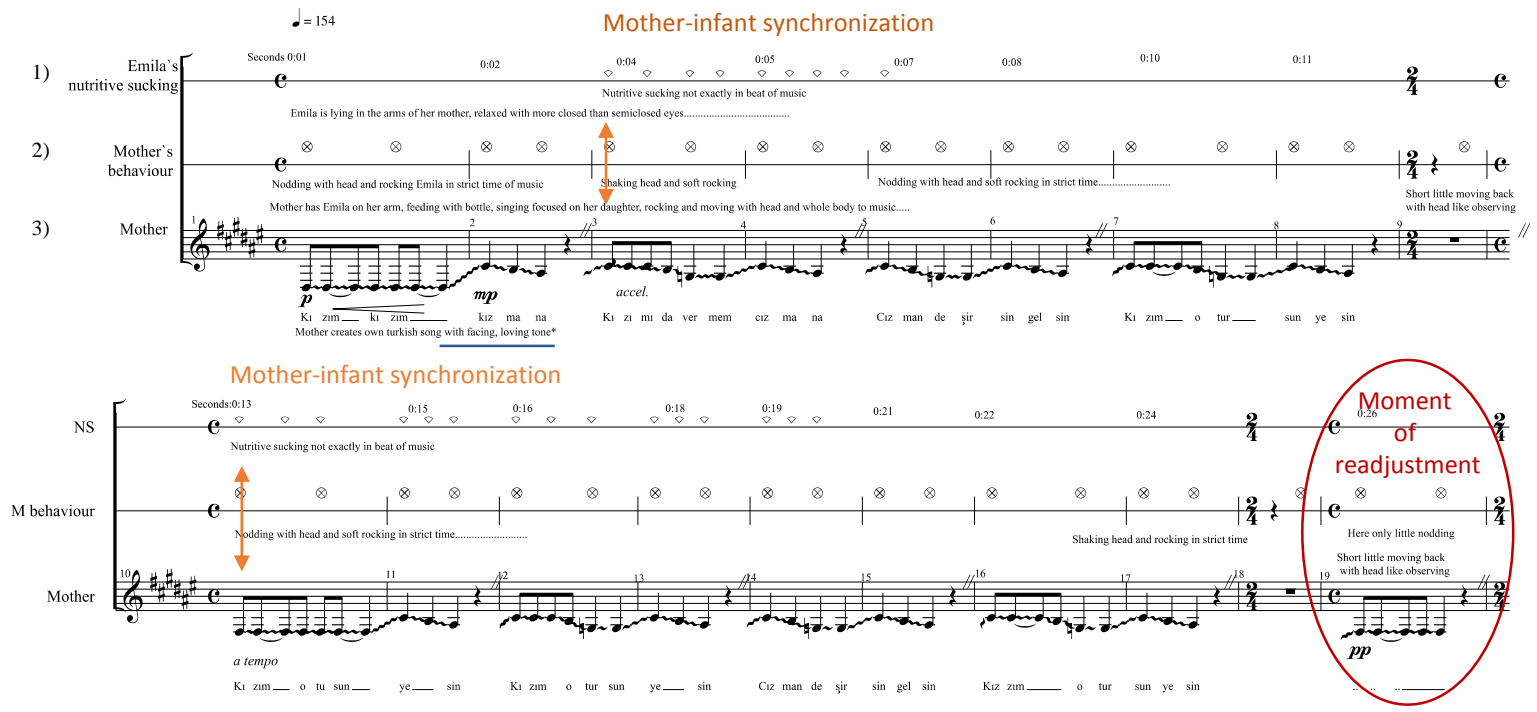
a tempo

rit.

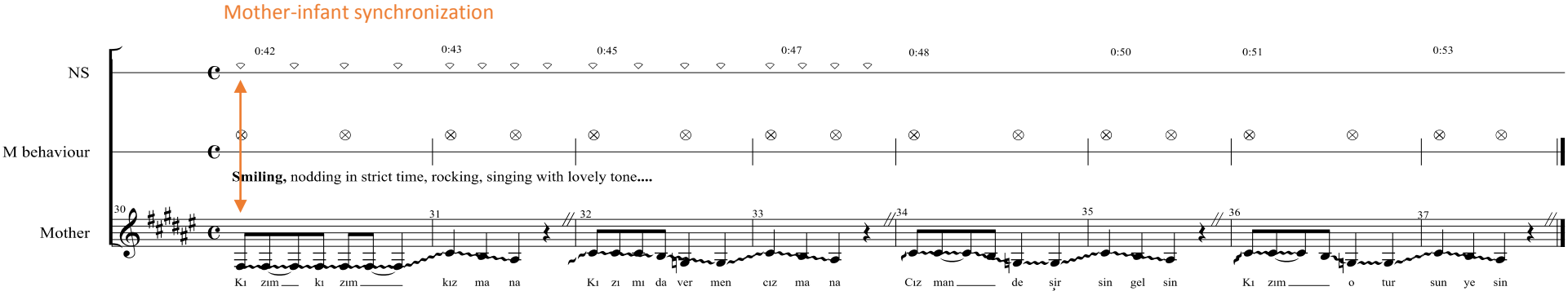
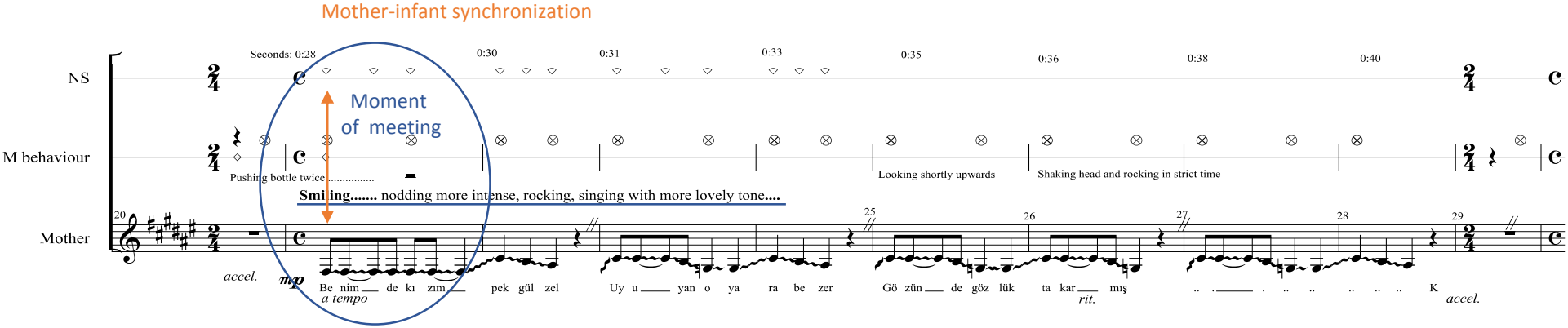


Mother`s song for Emila

Improvised song sang and created by mother in the moment, in Turkish style



*Turkish lyrics translated in English: My daughter, my daughter, I will not give my daughter cizmana (dead). My daughter, sit and eat! My daughter is very beautiful and should be protected.





1 Alewife Center #200
Cambridge, MA 02140
tel. 617.945.9051
www.jove.com

ARTICLE AND VIDEO LICENSE AGREEMENT

Title of Article:

Creative music therapy for preterm infants and their parents in the neonatal care unit:

Author(s):

Friederike Barbara Haselbeck; Dirk Bassler

How does it work?

Item 1: The Author elects to have the Materials be made available (as described at <http://www.jove.com/publish>) via:

☐ Standard Access

☒ Open Access

Item 2: Please select one of the following items:

☒ The Author is **NOT** a United States government employee.

☐ The Author is a United States government employee and the Materials were prepared in the course of his or her duties as a United States government employee.

☐ The Author is a United States government employee but the Materials were NOT prepared in the course of his or her duties as a United States government employee.

ARTICLE AND VIDEO LICENSE AGREEMENT

1. **Defined Terms.** As used in this Article and Video License Agreement, the following terms shall have the following meanings: "**Agreement**" means this Article and Video License Agreement; "**Article**" means the article specified on the last page of this Agreement, including any associated materials such as texts, figures, tables, artwork, abstracts, or summaries contained therein; "**Author**" means the author who is a signatory to this Agreement; "**Collective Work**" means a work, such as a periodical issue, anthology or encyclopedia, in which the Materials in their entirety in unmodified form, along with a number of other contributions, constituting separate and independent works in themselves, are assembled into a collective whole; "**CRC License**" means the Creative Commons Attribution-Non Commercial-No Derivs 3.0 Unported Agreement, the terms and conditions of which can be found at: <http://creativecommons.org/licenses/by-nc-nd/3.0/legalcode>; "**Derivative Work**" means a work based upon the Materials or upon the Materials and other pre-existing works, such as a translation, musical arrangement, dramatization, fictionalization, motion picture version, sound recording, art reproduction, abridgment, condensation, or any other form in which the Materials may be recast, transformed, or adapted; "**Institution**" means the institution, listed on the last page of this Agreement, by which the Author was employed at the time of the creation of the Materials; "**JoVE**" means MyJoVE Corporation, a Massachusetts corporation and the publisher of The Journal of Visualized Experiments; "**Materials**" means the Article and / or the Video; "**Parties**" means the Author and JoVE; "**Video**" means any video(s) made by the Author, alone or in conjunction with any other parties, or by JoVE or its affiliates or agents, individually or in collaboration with the Author or any other parties, incorporating all or any portion

of the Article, and in which the Author may or may not appear.

2. **Background.** The Author, who is the author of the Article, in order to ensure the dissemination and protection of the Article, desires to have the JoVE publish the Article and create and transmit videos based on the Article. In furtherance of such goals, the Parties desire to memorialize in this Agreement the respective rights of each Party in and to the Article and the Video.

3. **Grant of Rights in Article.** In consideration of JoVE agreeing to publish the Article, the Author hereby grants to JoVE, subject to **Sections 4 and 7** below, the exclusive, royalty-free, perpetual (for the full term of copyright in the Article, including any extensions thereto) license (a) to publish, reproduce, distribute, display and store the Article in all forms, formats and media whether now known or hereafter developed (including without limitation in print, digital and electronic form) throughout the world, (b) to translate the Article into other languages, create adaptations, summaries or extracts of the Article or other Derivative Works (including, without limitation, the Video) or Collective Works based on all or any portion of the Article and exercise all of the rights set forth in (a) above in such translations, adaptations, summaries, extracts, Derivative Works or Collective Works and (c) to license others to do any or all of the above. The foregoing rights may be exercised in all media and formats, whether now known or hereafter devised, and include the right to make such modifications as are technically necessary to exercise the rights in other media and formats. If the "Open Access" box has been checked in **Item 1** above, JoVE and the Author hereby grant to the public all such rights in the Article as provided in, but subject to all limitations and requirements set forth in, the CRC License.

612542.6 For questions, please contact us at submissions@jove.com or +1.617.945.9051.

ARTICLE AND VIDEO LICENSE AGREEMENT

4. **Retention of Rights in Article.** Notwithstanding the exclusive license granted to JoVE in Section 3 above, the Author shall, with respect to the Article, retain the non-exclusive right to use all or part of the Article for the non-commercial purpose of giving lectures, presentations or teaching classes, and to post a copy of the Article on the Institution's website or the Author's personal website, in each case provided that a link to the Article on the JoVE website is provided and notice of JoVE's copyright in the Article is included. All non-copyright intellectual property rights in and to the Article, such as patent rights, shall remain with the Author.

5. **Grant of Rights in Video – Standard Access.** This Section 5 applies if the "Standard Access" box has been checked in Item 1 above or if no box has been checked in Item 1 above. In consideration of JoVE agreeing to produce, display or otherwise assist with the Video, the Author hereby acknowledges and agrees that, Subject to Section 7 below, JoVE is and shall be the sole and exclusive owner of all rights of any nature, including, without limitation, all copyrights, in and to the Video. To the extent that, by law, the Author is deemed, now or at any time in the future, to have any rights of any nature in or to the Video, the Author hereby disclaims all such rights and transfers all such rights to JoVE.

6. **Grant of Rights in Video – Open Access.** This Section 6 applies only if the "Open Access" box has been checked in Item 1 above. In consideration of JoVE agreeing to produce, display or otherwise assist with the Video, the Author hereby grants to JoVE, subject to Section 7 below, the exclusive, royalty-free, perpetual (for the full term of copyright in the Article, including any extensions thereto) license (a) to publish, reproduce, distribute, display and store the Video in all forms, formats and media whether now known or hereafter developed (including without limitation in print, digital and electronic form) throughout the world, (b) to translate the Video into other languages, create adaptations, summaries or extracts of the Video or other Derivative Works or Collective Works based on all or any portion of the Video and exercise all of the rights set forth in (a) above in such translations, adaptations, summaries, extracts, Derivative Works or Collective Works and (c) to license others to do any or all of the above. The foregoing rights may be exercised in all media and formats, whether now known or hereafter devised, and include the right to make such modifications as are technically necessary to exercise the rights in other media and formats. For any Video to which this Section 6 is applicable, JoVE and the Author hereby grant to the public all such rights in the Video as provided in, but subject to all limitations and requirements set forth in, the CRC License.

7. **Government Employees.** If the Author is a United States government employee and the Article was prepared in the course of his or her duties as a United States government employee, as indicated in Item 2 above, and any of the licenses or grants granted by the Author hereunder exceed the scope of the 17 U.S.C. 403, then the rights granted hereunder shall be limited to the maximum

rights permitted under such statute. In such case, all provisions contained herein that are not in conflict with such statute shall remain in full force and effect, and all provisions contained herein that do so conflict shall be deemed to be amended so as to provide to JoVE the maximum rights permissible within such statute.

8. **Protection of the Work.** The Author(s) authorize JoVE to take steps in the Author(s) name and on their behalf if JoVE believes some third party could be infringing or might infringe the copyright of either the Author's Article and/or Video.

9. **Likeness, Privacy, Personality.** The Author hereby grants JoVE the right to use the Author's name, voice, likeness, picture, photograph, image, biography and performance in any way, commercial or otherwise, in connection with the Materials and the sale, promotion and distribution thereof. The Author hereby waives any and all rights he or she may have, relating to his or her appearance in the Video or otherwise relating to the Materials, under all applicable privacy, likeness, personality or similar laws.

10. **Author Warranties.** The Author represents and warrants that the Article is original, that it has not been published, that the copyright interest is owned by the Author (or, if more than one author is listed at the beginning of this Agreement, by such authors collectively) and has not been assigned, licensed, or otherwise transferred to any other party. The Author represents and warrants that the author(s) listed at the top of this Agreement are the only authors of the Materials. If more than one author is listed at the top of this Agreement and if any such author has not entered into a separate Article and Video License Agreement with JoVE relating to the Materials, the Author represents and warrants that the Author has been authorized by each of the other such authors to execute this Agreement on his or her behalf and to bind him or her with respect to the terms of this Agreement as if each of them had been a party hereto as an Author. The Author warrants that the use, reproduction, distribution, public or private performance or display, and/or modification of all or any portion of the Materials does not and will not violate, infringe and/or misappropriate the patent, trademark, intellectual property or other rights of any third party. The Author represents and warrants that it has and will continue to comply with all government, institutional and other regulations, including, without limitation all institutional, laboratory, hospital, ethical, human and animal treatment, privacy, and all other rules, regulations, laws, procedures or guidelines, applicable to the Materials, and that all research involving human and animal subjects has been approved by the Author's relevant institutional review board.

11. **JoVE Discretion.** If the Author requests the assistance of JoVE in producing the Video in the Author's facility, the Author shall ensure that the presence of JoVE employees, agents or independent contractors is in accordance with the relevant regulations of the Author's institution. If more than one author is listed at the beginning of this Agreement, JoVE may, in its sole

ARTICLE AND VIDEO LICENSE AGREEMENT

discretion, elect not take any action with respect to the Article until such time as it has received complete, executed Article and Video License Agreements from each such author. JoVE reserves the right, in its absolute and sole discretion and without giving any reason therefore, to accept or decline any work submitted to JoVE. JoVE and its employees, agents and independent contractors shall have full, unfettered access to the facilities of the Author or of the Author's institution as necessary to make the Video, whether actually published or not. JoVE has sole discretion as to the method of making and publishing the Materials, including, without limitation, to all decisions regarding editing, lighting, filming, timing of publication, if any, length, quality, content and the like.

12. **Indemnification.** The Author agrees to indemnify JoVE and/or its successors and assigns from and against any and all claims, costs, and expenses, including attorney's fees, arising out of any breach of any warranty or other representations contained herein. The Author further agrees to indemnify and hold harmless JoVE from and against any and all claims, costs, and expenses, including attorney's fees, resulting from the breach by the Author of any representation or warranty contained herein or from allegations or instances of violation of intellectual property rights, damage to the Author's or the Author's institution's facilities, fraud, libel, defamation, research, equipment, experiments, property damage, personal injury, violations of institutional, laboratory, hospital, ethical, human and animal treatment, privacy or other rules, regulations, laws, procedures or guidelines, liabilities and other losses or damages related in any way to the submission of work to JoVE, making of videos by JoVE, or publication in JoVE or elsewhere by JoVE. The Author shall be responsible for, and shall hold JoVE harmless from, damages caused by lack of sterilization, lack of cleanliness or by contamination due to

the making of a video by JoVE its employees, agents or independent contractors. All sterilization, cleanliness or decontamination procedures shall be solely the responsibility of the Author and shall be undertaken at the Author's expense. All indemnifications provided herein shall include JoVE's attorney's fees and costs related to said losses or damages. Such indemnification and holding harmless shall include such losses or damages incurred by, or in connection with, acts or omissions of JoVE, its employees, agents or independent contractors.

13. **Fees.** To cover the cost incurred for publication, JoVE must receive payment before production and publication the Materials. Payment is due in 21 days of invoice. Should the Materials not be published due to an editorial or production decision, these funds will be returned to the Author. Withdrawal by the Author of any submitted Materials after final peer review approval will result in a US\$1,200 fee to cover pre-production expenses incurred by JoVE. If payment is not received by the completion of filming, production and publication of the Materials will be suspended until payment is received.

14. **Transfer, Governing Law.** This Agreement may be assigned by JoVE and shall inure to the benefits of any of JoVE's successors and assignees. This Agreement shall be governed and construed by the internal laws of the Commonwealth of Massachusetts without giving effect to any conflict of law provision thereunder. This Agreement may be executed in counterparts, each of which shall be deemed an original, but all of which together shall be deemed to be one and the same agreement. A signed copy of this Agreement delivered by facsimile, e-mail or other means of electronic transmission shall be deemed to have the same legal effect as delivery of an original signed copy of this Agreement.

A signed copy of this document must be sent with all new submissions. Only one Agreement is required per submission.

CORRESPONDING AUTHOR

Name:

Friederike Barbara Haschbeck

Department:

Department of Neonatology

Institution:


University Hospital Zürich; University

Title:

Dr. rer. med. Ph.D

David

Signature:



Date:

11.06.19

Please submit a **signed** and **dated** copy of this license by one of the following three methods:

1. Upload an electronic version on the JoVE submission site
2. Fax the document to +1.866.381.2236
3. Mail the document to JoVE / Attn: JoVE Editorial / 1 Alewife Center #200 / Cambridge, MA 02140