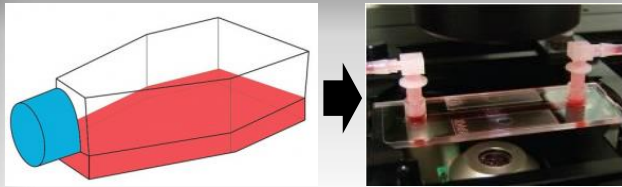


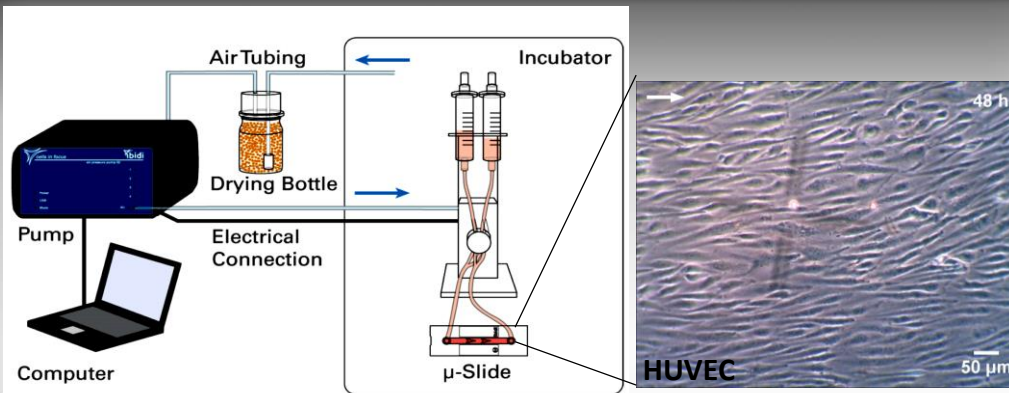
## 1. Precultivation of primary endothelial cells




## 2. Precultivation of *Streptococcus pneumoniae*



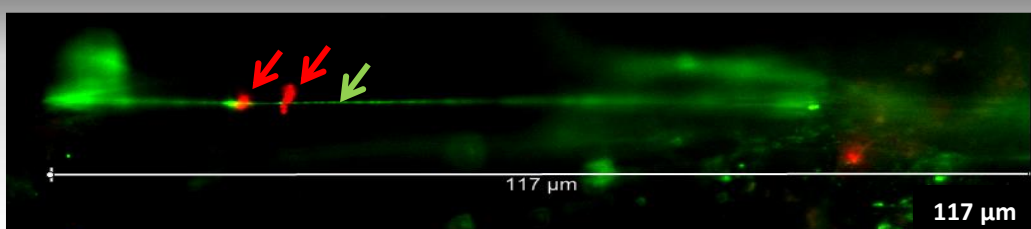
## 3. Endothelial cell cultivation of HUVEC under microfluidic conditions



## 4. Induction of VWF-release & visualization of multimerized VWF strings



## 5. Microscopic evaluation of bacterial attachment to VWF strings in real time



## 6. Microscopic evaluation of bacterial attachment to VWF-strings after sample fixation

