Figure 3

A

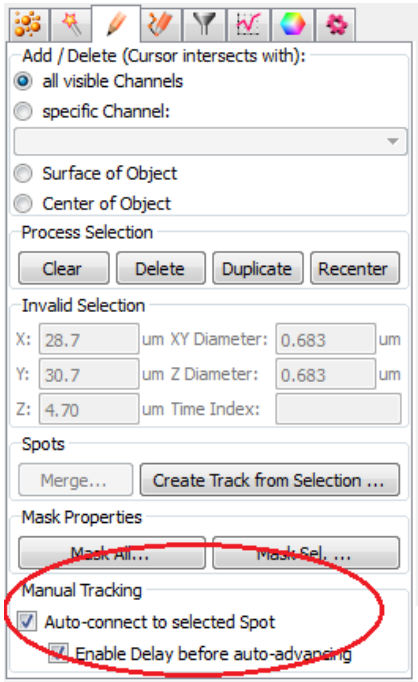
Add / Delete (Cursor intersects with):
all visible Channels
specific Channel:
Surface of Object
Center of Object
Process Selection
Clear
Delete
Duplicate
Recenter
Invalid Selection
X: 28.7 um XY Diameter: 0.683 um
Y: 30.7 um Z Diameter: 0.683 um
Z: 4.70 um Time Index:
Spots
Merge...
Create Track from Selection ...
Mask Properties
Mask All...
Mask Sel. ...
Manual Tracking
Auto-connect to selected Spot
Enable Delay before auto-advancing

B

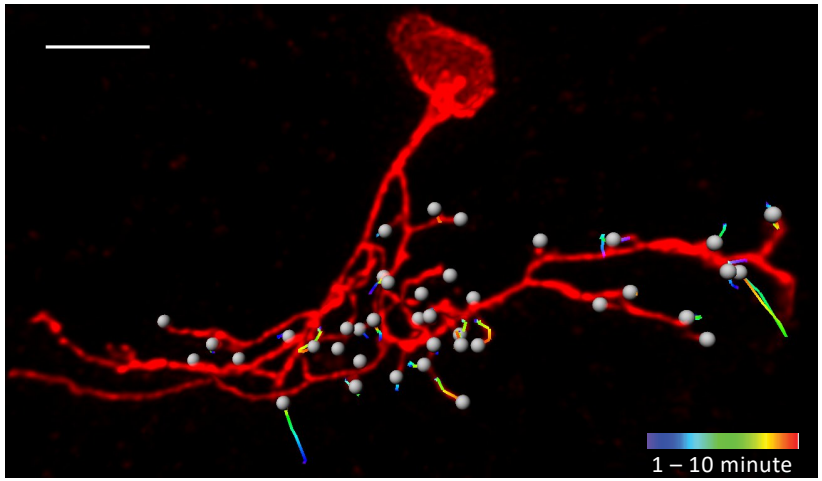
1 – 10 minute

C

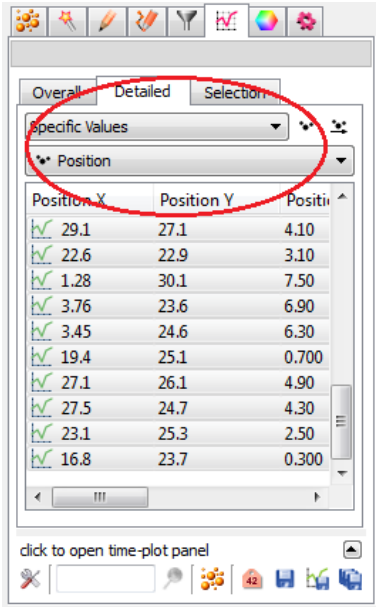
Overall
Detailed
Selection
Specific Values
Position
Position X
Position Y
Positi
29.1 27.1 4.10
22.6 22.9 3.10
1.28 30.1 7.50
3.76 23.6 6.90
3.45 24.6 6.30
19.4 25.1 0.700
27.1 26.1 4.90
27.5 24.7 4.30
23.1 25.3 2.50
16.8 23.7 0.300
click to open time-plot panel