

Journal of Visualized Experiments

Forced flowering in mandarin trees under phytotron conditions

--Manuscript Draft--

Article Type:	Methods Article - JoVE Produced Video
Manuscript Number:	JoVE59258R3
Full Title:	Forced flowering in mandarin trees under phytotron conditions
Keywords:	Phytotron; forced flowering; mandarin trees; citrus flowering; inflorescence type; floral induction intensity; water stress; flower production; chamber experiments; growth chamber; cv. Nova; cv. Clemenules
Corresponding Author:	Hugo Merle Universidad Politecnica de Valencia Escuela Tecnica Superior del Medio Rural y Enologia Valencia, Valencia SPAIN
Corresponding Author's Institution:	Universidad Politecnica de Valencia Escuela Tecnica Superior del Medio Rural y Enologia
Corresponding Author E-Mail:	humerfa@upvnet.upv.es
Order of Authors:	Hugo Merle Alfonso Garmendia Roberto Beltrán Carlos Zornoza Francisco J. García-Breijo José Reig María Dolores Raigón
Additional Information:	
Question	Response
Please indicate whether this article will be Standard Access or Open Access.	Standard Access (US\$2,400)
Please indicate the city, state/province, and country where this article will be filmed . Please do not use abbreviations.	Gandia (Valencia) Spain

TITLE:

Forced Flowering in Mandarin Trees under Phytotron Conditions

AUTHORS AND AFFILIATIONS:

Alfonso Garmendia¹, Roberto Beltrán², Carlos Zornoza³, Francisco J. García-Breijo², José Reig⁴, María Dolores Raigón⁵, Hugo Merle^{2*}

¹Instituto Agroforestal Mediterráneo, Universitat Politècnica de València, Valencia, Spain

²Departamento de Ecosistemas Agroforestales, Universitat Politècnica de València, Valencia, Spain

³S.A. Explotaciones Agrícolas Serrano (SAEAS), Valencia, Spain

⁴Instituto Cavanilles de Biodiversidad y Biología Evolutiva, Jardín Botánico Universitat de València, Valencia, Spain

⁵Instituto Universitario de Conservación y Mejora de la Agrodiversidad Valenciana, Universitat Politècnica de València, Valencia, Spain

CORRESPONDING AUTHOR:

Hugo Merle

humerfa@upvnet.upv.es

EMAIL ADDRESSES OF CO-AUTHORS:

Alfonso Garmendia algarsal@upvnet.upv.es

Roberto Beltrán robelmar74@gmail.com

Carlos Zornoza czornoza@saeas.es

Francisco J. García-Breijo fjgarci@upv.es

José Reig Jose.Reig@uv.es

Maria Dolores Raigón mdraigon@qim.upv.es

KEYWORDS:

phytotron, forced flowering, mandarin trees, citrus flowering, inflorescence type, floral induction intensity, water stress, flower production, chamber experiments, growth chamber, cv. Nova, cv. Clemenules

SUMMARY:

Here, we present a protocol to force flowering in mandarin trees under phytotron conditions. Water stress, high illuminance and a simulated spring photoperiod allowed viable flowers to be obtained in a short period of time. This methodology allows researchers to have several flowering periods in 1 year.

ABSTRACT:

Phytotron has been widely used to assess the effect of numerous parameters on the development of many species. However, less information is available on how to achieve fast profuse flowering in young fruit trees with this plant growth chamber. This study aimed to outline the design and performance of a fast clear methodology to force flowering in young mandarin trees (cv. Nova and cv. Clemenules) and to analyze the influence of induction intensity on inflorescence type. The combination of a short water stress period with simulated spring conditions (day 13 h, 22 °C, night 11 h, 12 °C) in the phytotron allowed

flowers to be obtained only after 68-72 days from the time the experiment began. Low-temperature requirements were adequately replaced with water stress. Floral response was proportional to water stress (measured as the number of fallen leaves): the greater the induction, the larger the quantity of flowers. Floral induction intensity also influenced inflorescence type and dates for flowering. Details on artificial lighting (lumens), photoperiod, temperatures, plant size and age, induction strategy and days for each stage are provided. Obtaining flowers from fruit trees at any time, and also several times a year, can have many advantages for researchers. With the methodology proposed herein, three, or even four, flowering periods can be forced each year, and researchers should be able to decide when, and they will know, the duration of the entire process. The methodology can be useful for: flower production and in vitro pollen germination assays; experiments with pests that affect early fruit development stages; studies on fruit physiological alterations. All this can help plant breeders to shorten times to obtain male and female gametes to perform forced-crosses.

INTRODUCTION:

Phytotron has been widely used to assess the effect of numerous parameters on the development of many herbaceous and bulb plants. Species such as rice¹, lily², strawberry³ and many others⁴ have been evaluated under phytotron conditions. Chamber experiments on forest trees have also been carried out to evaluate ozone sensitivity on juvenile beech^{5,6}, and to assess the influence of temperatures on frost hardening in seedlings of Scots pine and Norway spruce⁷. Less information is available about how to obtain fast profuse flowering in young fruit trees via growth chambers.

The flowering of citrus trees, and its relationship with many endogenous and exogenous factors, have long since been broadly studied. Temperatures⁸, water availability⁹, carbohydrates¹⁰, auxin and gibberellin contents^{11,12}, abscisic acid¹³, and many other factors that affect citrus reproductive systems have been studied. Temperature and photoperiod effects on flower initiation have been studied in sweet orange (*Citrus × sinensis* (L.) Osbeck)^{14,15}. In these experiments, long inductive conditions (5 weeks at 15/8 °C) were used and the temperature during shoot development influenced inflorescence type¹⁴. During citrus flowering, the term “inflorescence” has been applied to all types of flower-bearing growth that arise from axillary buds, as used by Reece¹⁶.

Having a clear precise methodology to force flowering over a short time period and at other times other than spring can provide many advantages for researchers. Save tropical areas, the flowering of fruit trees occurs only once a year, which limits the number of experiments that can be done.

Flowers obtained by forced methods can be used for a wide variety of experiments to: obtain viable pollen for in vitro growth and germination experiments in any month¹⁷; run experiments with pests that affect early fruit development stages, even before petal fall, such as *Pezothrips kellyanus* Bagnall¹⁸, or *Prays citri* Millière¹⁹; study the effect of temperatures, chemical treatments, natural predators or just insects rearing; assess the influence of numerous factors on the physiological alterations that disturb early fruit development stages, such as “creasing” in sweet orange^{20,21}; help plant breeders to shorten times to obtain male and female gametes to perform forced-crosses.

This paper aims to outline the design and performance of a fast clear methodology to force flowering in young mandarin trees (cv. Nova and cv. Clemenules) and to analyze the influence of induction intensity on inflorescence type. To achieve this main objective, details on artificial lighting (lumens), photoperiod, temperatures, plant size and age, induction strategy, days for induction, days for sprouting, days for flowering, and the total amount of flowers per variety are provided. Water stress induction intensity was also recorded and related with inflorescence type, dates and amounts of flowers.

PROTOCOL:

1. Growth chamber characteristics and regulation requirements

1.1. Use a growth chamber measuring 1.85 x 1.85 x 2.5 m (L x W x H) with a total volume of 8.56 m³ (**Figure 1**). A bigger or smaller growth chamber can be resorted to if necessary.

NOTE: Almost any room, or even a greenhouse, can be adapted to be used as a growth chamber.

1.2. Check if regulations such as temperature (day/night), photoperiod (day/night), light intensity and minimum relative humidity are available (**Figure 2**).

NOTE: Timers should allow temperature and light switch (on/off) control at least every 30 min.

2. Plant material

2.1. Obtain the plant material from registered nurseries with a virus-free certification (e.g., six mandarin trees cv. 'Clemenules' and 6 mandarin trees cv. 'Nova').

NOTE: Mandarin trees can be young (e.g., 1- or 2-year-old varieties grafted onto rootstocks).

2.2. Use appropriate pots (e.g., a plastic pot of 22 cm x 20 cm (diameter x height) and prepare 5 L of standard substrate based on high quality white peat (50%) and coconut fiber (50%).

2.3. Use trees that are around 1.5 m high with a well-developed spherical crown from 1 m to 1.5 m. Plants should be completely healthy, and be pest-, pathogen- or disease-free.

3. First irrigation

3.1. Irrigate the plants for the first time as soon as they arrive from the nursery to standardize moisture content. Water by immersion. Cover the pots with water halfway for 20 min.

3.2. Keep the plants outside in half shade without irrigation for 3-5 days (**Table 1**).

4. Springtime conditions in the phytotron

4.1. Review the site's springtime conditions to determine the average day and night temperature, photoperiod and relative humidity (e.g., at the working latitude (39° 28' 53.95" N, 0° 20' 37.71" W) with only one bloom per year the citrus tree flowering period extends from mid-March to the end of April with some annual variations. Therefore, these dates were checked in several meteorological stations (e.g. w.s. 38° 57' 51.77" N, 0° 15' 02.24" W 113 m.a.s.l.) for at least 10 years, and the average day and night temperature, photoperiod and relative humidity were determined).

4.2. Program the growth chamber for mandarin trees with the following conditions: (i) temperature of 22 °C/11 °C (day/night); (ii) photoperiod of 13/11 h (light/dark); (iii) relative humidity around 60% and no less than 50% (**Figure 3**).

4.2.1 Use two electronic controllers with dual output, one for day and one for night humidity. Use a timer to change from day to night humidity. Set up minimum and maximum humidity for day and night.

4.2.1.1 For minimum humidity, press and release (single press) the **Set** button; SP 1 (set point 1) will appear; press and release the **Set** button and press the **UP** key or **DOWN** key to change the SP1 value (50%).

4.2.1.2 For maximum humidity, press and release (single press) the **Set** button; SP 1 (set point 1) will appear; press the **UP** key or **DOWN** key to change to SP 2; SP 2 (set point 2) will appear; press and release the **Set** button and press the **UP** key or **DOWN** key to change the SP2 value (60%).

4.2.2 Use an electronic controller with 2 set points and a differential set point adjustment to set up temperature. Use a timer to change from the day to night temperature.

4.2.2.1 Set up the desired day temperature (22 °C). Press and release the **Set** button; SP 1 (set point 1) will appear; press the **Set** button; press the **UP** key or **DOWN** key to change the SP1 value.

4.2.2.2. Set up the regulation band, for example db1 and dF1 parameters. Refrigeration will start when Set point 1 (SP1) plus db1 is reached and will stop at a temperature equal to SP1 plus db1 minus dF1. Press the **Set** button for 5 s; rE1 will appear; press **Set**; press the **UP** key; db1 will appear; press **Set** and press the **UP** key or **DOWN** key to change the db1 value (2 °C); press **Set** | **UP**; dF1 will appear; press **Set** and press the **UP** or **DOWN** to change dF1 value (2 °C).

4.2.2.3 To set up the desired night temperature (11 °C), access OS1 parameter (Offset Set point 1). Press the **Set** button for 5 s; press **DOWN** 3 times; cnF will appear; press **Set** | **DOWN**; PA2 will appear; press **Set**; rE1 will appear; press **Set**; OS1 will appear; press **Set** and press **UP** or **DOWN** to change the OS1 value (-11 °C); press the **fnc** button (ESC function (exit)).

4.3. Increase the temperature by 1 °C (23/12 °C day/night) after 4 weeks and add a half hour of light (13.5/10.5 light/dark).

NOTE: As the phytotron has variation ranges, the nighttime temperature may vary from 11 °C to 14 °C, and the daytime temperature from 19 °C to 22 °C (**Figure 3**).

4.4. Use two light kits with a reflector, an electric ballast sodium halide and high-pressure sodium (HPS) 600 W lamp to obtain the appropriate light intensity (**Figure 4**). Light intensity is essential for flowering.

4.5. Modify the distance between the lamp and the crown to obtain the desired light intensity and set up the photoperiod with the timer.

4.6. Check illuminance with a luxmeter. At the top of the crown, 55,000 lux ($671 \mu\text{mol m}^{-2} \text{s}^{-1}$) should be attained, with 40,000 lux ($488 \mu\text{mol m}^{-2} \text{s}^{-1}$) at the crown-base.

5. Placing trees inside the phytotron

5.1. Place trees inside the phytotron and keep them for several weeks without watering them (**Figure 5A**).

5.2. Distribute trees regularly so that each has the same available space and light (e.g., trees were uniformly distributed inside the growth chamber into three lines and at four positions. The distance between lines was 0.46 cm, while the distance between positions was 0.37 cm) (**Figure 1**).

5.3. Distribute individuals and varieties randomly among positions (**Figure 1**).

6. Floral induction

6.1. Use water stress for floral induction. After the first irrigation, do not irrigate trees until the water stress period is considered to have finished.

6.2. Check the water stress intensity every day by looking at leaf turgidity.

6.3. Consider enough water stress for floral induction when most leaves are flaccid, but have not started to fall (e.g., after 22 days without watering, leaves were flaccid and a few started falling) (**Table 1**).

NOTE: If water stress is excessive (many leaves fall), plant survival can be compromised, whereas if water stress is insufficient (not enough flaccid leaves), poor flowering may take place.

6.4. Irrigate the trees abundantly after the water stress period. For this first irrigation, water by immersion. Cover pots with water halfway for 20 min.

6.5. Measure the water stress intensity for each individual by noting the total number of fallen leaves (**Figure 5B,C**). The percentage of fallen leaves is an indirect measurement of the

water stress suffered by each individual. Estimate the percentage of fallen leaves by comparing the total amount of leaves before and after the water stress period.

7. Flower harvesting if necessary for other experiments

7.1. At the beginning and the end of flowering periods, collect flowers once a day. On the days of maximum flower production, collect flowers twice a day and 7 days a week.

7.2. Harvest flowers by hand and keep them at -20 °C in a labeled plastic bag (**Figure 5D**). The flower production of six mandarin trees can vary from 25 to more than 200 flowers per day.

7.2.1. Choose the exact flower state when collecting.

7.2.2. Use flowers for in vitro pollen germination assays or for any other purpose with a pollen viability that equals fresh pollen.

8. Other management tasks

8.1. Water trees approximately once a week after the water-stress period depending on requirements.

8.2. Check the presence of pests and disease every 2-3 days (e.g., only a small population of *Icerya purchasi* Maskell was observed in this experiment and was manually removed to avoid using chemical treatments (**Figure 5E**)).

8.3. Check the temperature and humidity settings with a data logger (**Figure 3**).

REPRESENTATIVE RESULTS:

The experiment was carried out in the plant growth chamber located at the Valencia Polytechnic University's Gandía Campus (municipality of Gandía) in the province of Valencia, Spain (39° 28' 53.95" N, 0° 20' 37.71" W), in autumn and winter (2017 Oct. 26 – 2018 Feb. 5) (**Table 1**). Six mandarin trees cv. 'Clemenules' (a bud mutation of *Citrus clementina* hort. ex Tanaka) and six mandarin trees cv. 'Nova' (the tangelo hybrid of *C. clementina* hort. ex Tanaka x [*C. paradisi* Macf. x *C. tangerina* hort. ex Tanaka.]) were used. Trees were 2-year-old varieties grafted onto rootstocks (rootstocks were 1-year-old when first grafted). Cv. Nova was grafted onto a 'Carrizo citrange' rootstock (x *Citroncirus* sp. = *C. sinensis* (L.) Osbeck 'Washington' sweet orange x *Poncirus trifoliata* (L.) Raf.), while cv. Clemenules was grafted onto a *Citrus volkameriana* Pasq. rootstock. Plant material was obtained from registered nurseries with a virus-free certification.

Flowering was forced in young citrus trees (only the 2-year-old varieties) and not in spring in a phytotron growth chamber. Bloom process was correctly triggered and lasted 24–29 days (**Table 1**). Flower production was plentiful in both varieties (Nova and Clemenules). Six Nova mandarin trees produced around 1488 flowers, while six Clemenules mandarin trees yielded around 1104 flowers (**Table 2**). Flowers were harvested daily and stored at -20 °C. They were

used for in vitro pollen germination assays. The pollen of the stored flowers showed more than 60% germination, which implied good viability.

The water stress period needed for flower induction lasted 22 days, while the period between induction and the start of bud growth lasted 26-31 days. Flowers at anthesis were observed 20 days after firstly observing early flower buds (**Table 1**). A 68-73-day period had to pass between the time when trees arrived and the time when the first flowers were obtained.

Water stress intensity was measured for each individual by the total number of fallen leaves (**Table 2**). The same number of days without irrigation led to different leaf fall percentages. Three levels of water stress intensity were clearly established: (1) low intensity, 5-10% leaf fall, the six Clemenules individuals (**Figure 5C**); (2) medium-high intensity, 50-60% leaf fall, three Nova individuals (Nova2, Nova5, and Nova6); (3) very high intensity, 80-90% leaf fall (**Figure 5B**), three Nova individuals (Nova1, Nova3 and Nova4) (**Table 2**). In general, the Nova grafted onto Carrizo citrange suffered much more water stress than the Clemenules grafted onto *C. volkameriana* after the same number of days without watering.

The higher the leaf fall percentage, the more water stress and, therefore, the greater floral induction intensity. Induction intensity influenced inflorescence type, flowering date and the total amount of flowers. Individuals with a high induction (Nova 1, 3, 4) displayed mainly leafless buds with one flower or several (type A) (**Figure 6** and **Figure 7**), while those individuals with low induction (Clemenules) exhibited mainly buds with several leaves and a few flowers (type C, more leaves than half the number of flowers) (**Table 2**). The individuals with intermediate induction (Nova 2, 5, 6) showed mainly buds with a balanced number of leaves and flowers (type B in **Figure 6**, fewer leaves than half the number of flowers), but also flower buds (A) and very few 'C' buds (**Table 2** and **Figure 7**).

Flowering began 5-7 days earlier in the Nova than in the Clemenules mandarin trees (**Table 1**). Nevertheless, flowering began earlier in three Nova individuals (1, 3, and 4), which reveals that induction intensity advances flowering dates. The 'C' type shoots (mainly with leaves) needed more days to develop because they produced leaves before flowers. The highly-induced individuals produced many more flowers (274 flowers per tree on average) than the low-induced individuals (184 flowers per tree on average) (**Table 2** and **Figure 7**).

The vast majority of flowers were complete and viable. Some small leafy flowers with very short petals were observed at the beginning of the flowering period (**Figure 5F**), probably due to the partial induction of some buds. At the end of the flowering period, some weak and partially infertile flowers were also observed. These flowers were smaller than regular ones, with only three petals instead of five; some were male flowers with only stamens; some were bisexual, but had a small gynoeceum. Flower quality (size and fertility) diminished at the end of the flowering period for both varieties.

FIGURE AND TABLE LEGENDS:

Figure 1. Growth chamber dimensions and plant distribution. Twelve trees distributed randomly into three lines spaced 0.46 m and four positions spaced 0.37 m apart. Trees were noted as Nova: cv. 'Nova' (the tangelo hybrid of *C. clementina* hort. ex Tanaka x [*C. paradisi*

Macf. x *C. tangerina* hort. ex Tanaka.]) and Nules: cv. 'Clemenules' (a bud mutation of *Citrus clementina* hort. ex Tanaka).

Figure 2. Phytotron control panel. (A) External control panel with temperature, light and relative humidity regulations; (B) Internal timers to switch on/off temperature and light.

Figure 3. Data-logger temperature record. Temperatures varied from 11 °C to 14 °C at nighttime, and from 19 °C to 22 °C in the daytime.

Figure 4. Light kit. Kit with a reflector, electric ballast sodium/halide and high-pressure sodium (HPS) 600W lamp.

Figure 5. Photographs of the process. (A) Trees inside the phytotron; (B) Tree with 90% leaf fall; (D) Tree with 5% leaf fall; (D) Harvested flowers; (E) *Icerya purchasi* Maskell; (F) Leafy flowers with very short petals at the beginning of the flowering period.

Figure 6. Inflorescence type. (A1,A2) Initial and more developed leafless buds with one flower or several; (B1,B2) Initial and more developed buds with a balanced number of leaves and flowers; (C1,C2) Initial and more developed buds with many leaves and a few flowers.

Figure 7. Average number of flowers and inflorescence type for each floral induction intensity level. (A) Shoots with all flowers; (B) Shoots with a balanced number of flowers and leaves; (C) Shoots with more leaves than flowers.

Table 1. Schedule of the main management events

Table 2. Percentage of leaf fall, percentage of inflorescence type and number of flowers per individual. Individuals were classified into three intensity levels, 1: 5-10% leaf fall; 2: 50-60% leaf fall; 3: 80-90% leaf fall. Shoot types were (A) with only flower; (B) with leaves and flowers; (C) with many leaves and a few flowers.

DISCUSSION:

It was possible to force the flowering of young citrus trees (only 2 years old) quickly and at any time with profuse flower production (around 216 flowers per tree). In previous studies^{14,15}, flower initiation was induced by low temperatures and the process lasted around 120 days. The combination of a short water stress period with spring conditions in the phytotron allowed this time to be significantly reduced, with mandarin trees (cv. Nova) flourishing after 68 days from the time the experiment began. Therefore, this protocol halves the necessary time. Trees came from the nursery after spring and summer (2017 Oct. 26) and, therefore, without inductive cool conditions. For the protocol described here, low temperatures were not necessary for floral induction, and this stimulus was adequately replaced with water stress. This result suggests that floral-promoting factors (low temperatures, photoperiod, water stress) are probably interchangeable, and can be used either alone or combined. When low temperatures were used for flower initiation, the flowering response was proportional to the amount of cold (number of weeks of 15 °C/8 °C treatment)¹⁴. Similarly in this experiment, the flowering response was proportional to the amount of water stress (% of leaf fall).

The amount and quality of flowers were influenced directly by floral induction intensity. The same drought period had different consequences on the two tested varieties. Three Nova trees lost 90% of their leaves, while the Clemenules trees lost 5-10% of their leaves after the same induction period. Therefore, Nova grafted onto Carrizo suffered much more stress than the Clemenules grafted onto *C. volkameriana*. Greater drought tolerance has been previously reported for the Volkamer lemon rootstock^{22,23}. In this experiment, the variety-rootstock combination was clearly a determinant for the stress level after the same drought period. Therefore, floral intensity depends not only on 'promoting factors', but also on the trees' individual characteristics. A critical step in the floral induction protocol is water stress. Severe stress can earnestly damage trees as a high percentage of leaves can fall and compromise tree viability. Therefore, water stress should be checked every day by looking at leaf turgidity. Each individual can achieve the desired water stress at a different time depending on several factors (crown-pot volume relation, rootstock, variety, etc.)

The best results were obtained with the medium-high induction (represented by 50-60% leaf fall after the induction period), where flowers developed on shoots with a balanced number of flowers and leaves (type B). To this end, the water stress period lasted until most leaves had become flaccid, but did not begin to fall. Greater inductions produced more flowers 5 to 7 days earlier, but on leafless shoots. In the field, these flowers would be less likely to become fruit as fruit set depends on carbohydrate availability²⁴. Lower inductions produced less flowers and with some delay, but produced shoots with more leaves than flowers (type C). Consequently, the amount of flowers, inflorescence type and periods can be controlled by flower initiation intensity. The protocol can be modified with a longer or shorter drought period depending on what shoot type we need. In previous studies, the inflorescence type was influenced by temperature during shoot growth¹⁴. In our experiment, the inflorescence type was determined previously during the induction period. Therefore, the inflorescence type might be determined during both induction by intensity and later during bud development through temperatures.

The methodology described here focused on obtaining flowers for research purposes. The technique can present some limitations to obtain fruits as it is described for very young trees. For fruit production, probably bigger and more adult trees would be necessary. In any case, many of our results may be interesting for fruit production in the open field. For example, water stress can be managed to advance or improve flowering. In this case, other factors, such as fruit set and carbohydrate availability, should be taken into account.

The in vitro pollen germination assays confirmed pollen viability. Sixty percent of pollen grains germinated, which indicates an analogous viability to fresh pollen¹⁷. As a result, the methodology proved effective and useful. This methodology may be applied to other fruit trees and may offer researchers a fast and easy technique to obtain flowers several times a year and at any time. The main keys to replicate the technique are provided.

ACKNOWLEDGMENTS:

The authors thank José Javier Zaragozá Dolz for providing technical assistance and helping in the management tasks. This research was partially supported by the Asociación Club de

Variedades Vegetales Protegidas as part of a project undertaken with the Universitat Politècnica de València (UPV 20170673).

DISCLOSURES:

The authors have nothing to disclose.

REFERENCES:

1. Matsui, T., Omasa, K., Horie, T. The difference in sterility due to high temperatures during the flowering period among japonica-rice varieties. *Plant Production Science*. **4** (2), 90–93 (2001).
2. Niedziela Jr, C.E., Kim, S.H., Nelson, P.V., De Hertogh, A.A. Effects of N–P–K deficiency and temperature regime on the growth and development of *Lilium longiflorum* ‘Nellie White’ during bulb production under phytotron conditions. *Scientia Horticulturae*. **116** (4), 430–436 (2008).
3. Hideo, I.T.O., Saito, T. Studies on the flower formation in the strawberry plants I. Effects of temperature and photoperiod on the flower formation. *Tohoku Journal of Agricultural Research*. **13** (3), 191–203 (1962).
4. Shillo, R., Halevy, A.H. Interaction of photoperiod and temperature in flowering-control of *Gypsophila paniculata* L. *Scientia Horticulturae*. **16** (4), 385–393 (1982).
5. Nunn, A.J. et al. Comparison of ozone uptake and sensitivity between a phytotron study with young beech and a field experiment with adult beech (*Fagus sylvatica*). *Environmental Pollution*. **137** (3), 494–506 (2005).
6. Matyssek, R. et al. Advances in understanding ozone impact on forest trees: messages from novel phytotron and free-air fumigation studies. *Environmental Pollution*. **158** (6), 1990–2006 (2010).
7. Johnsen, Ø. Phenotypic changes in progenies of northern clones of *Picea abies* (L) Karst. grown in a southern seed orchard: I. Frost hardiness in a phytotron experiment. *Scandinavian Journal of Forest Research*. **4** (1–4), 317–330 (1989).
8. Distefano, G., Gentile, A., Hedhly, A., La Malfa, S. Temperatures during flower bud development affect pollen germination, self-incompatibility reaction and early fruit development of clementine (*Citrus clementina* Hort. ex Tan.). *Plant Biology*. **20** (2), 191–198 (2018).
9. de Oliveira, C.R.M., Mello-Farias, P.C., de Oliveira, D.S.C., Chaves, A.L.S., Herter, F.G. Water availability effect on gas exchanges and on phenology of ‘Cabula’ orange. *VIII International Symposium on Irrigation of Horticultural Crops 1150*. 133–138 (2015).
10. Goldschmidt, E.E., Aschkenazi, N., Herzano, Y., Schaffer, A.A., Monselise, S.P. A role for carbohydrate levels in the control of flowering in citrus. *Scientia Horticulturae*. **26** (2), 159–166 (1985).
11. Goldberg-Moeller, R. et al. Effects of gibberellin treatment during flowering induction period on global gene expression and the transcription of flowering-control genes in *Citrus* buds. *Plant science*. **198**, 46–57 (2013).
12. Bermejo, A. et al. Auxin and Gibberellin Interact in *Citrus* Fruit Set. *Journal of Plant Growth Regulation*. 1–11 (2017).
13. Endo, T. et al. Absciscic acid affects expression of citrus FT homologs upon floral induction by low temperature in Satsuma mandarin (*Citrus unshiu* Marc.). *Tree Physiology*. **38** (5), 755–771 (2017).

14. Moss, G.I. Influence of temperature and photoperiod on flower induction and inflorescence development in sweet orange (*Citrus sinensis* L. Osbeck). *Journal of Horticultural Science*. **44** (4), 311–320 (1969).
15. Moss, G.I. Temperature effects on flower initiation in sweet orange (*Citrus sinensis*). *Australian Journal of Agricultural Research*. **27** (3), 399–407 (1976).
16. REECE, P.C. Fruit set in the sweet orange in relation to flowering habit. *Proceedings of the American Society for Horticultural Science*. **46**, 81–86 (1945).
17. Khan, S.A., Perveen, A. In vitro pollen germination of five citrus species. *Pak. J. Bot.* **46** (3), 951–956 (2014).
18. Planes, L., Catalán, J., Jaques, J.A., Urbaneja, A., Tena, A. *Pezothrips kellyanus* (Thysanoptera: Thripidae) nymphs on orange fruit: importance of the second generation for its management. *Florida Entomologist*. 848–855 (2015).
19. Carimi, F., Caleca, V., Mineo, G., De Pasquale, F., Crescimanno, F.G. Rearing of *Prays citri* on callus derived from lemon stigma and style culture. *Entomologia Experimentalis et Applicata*. **95** (3), 251–257 (2000).
20. Jones, W., Embleton, T., Garber, M., Cree, C. Creasing of orange fruit. *Hilgardia*. **38** (6), 231–244 (1967).
21. Storey, R., Treeby, M.T. The morphology of epicuticular wax and albedo cells of orange fruit in relation to albedo breakdown. *Journal of Horticultural Science*. **69** (2), 329–338 (1994).
22. Rewald, B., Raveh, E., Gendler, T., Ephrath, J.E., Rachmilevitch, S. Phenotypic plasticity and water flux rates of *Citrus* root orders under salinity. *Journal of Experimental Botany*. **63** (7), 2717–2727 (2012).
23. Iqbal, S. et al. Morpho-physiological and biochemical response of citrus rootstocks to salinity stress at early growth stage. *Pakistan Journal of Agricultural Sciences*. **52** (3), 659–665 (2015).
24. Iglesias, D.J., Tadeo, F.R., Primo-Millo, E., Talon, M. Fruit set dependence on carbohydrate availability in citrus trees. *Tree Physiology*. **23** (3), 199–204 (2003).

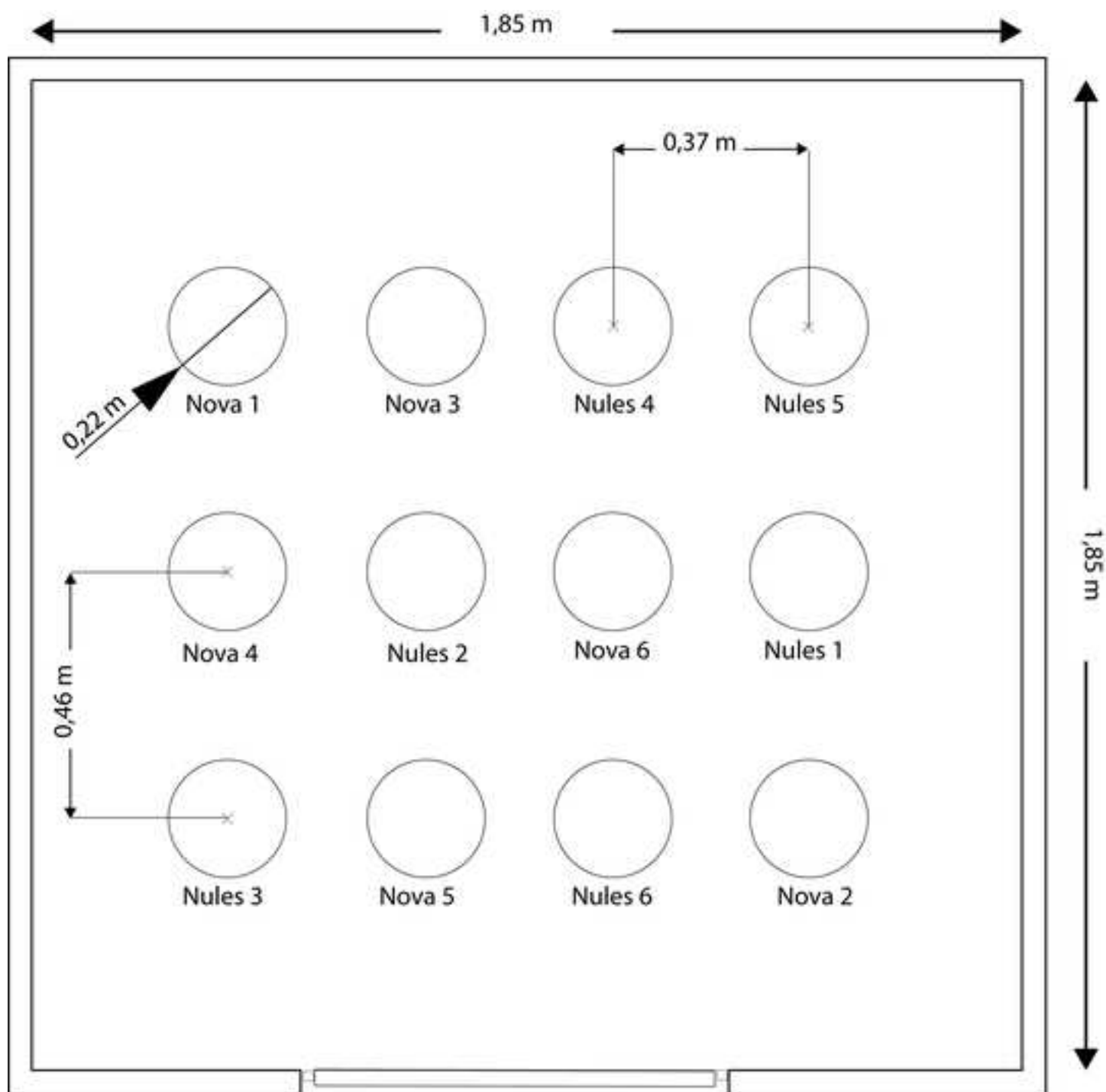


Fig. 2

[Click here to access/download;Figure;figura 2-hor.png](#)



Fig. 3

[Click here to access/download;Figure;ExcelFig3 PDF solo fig 3.tiff](#)

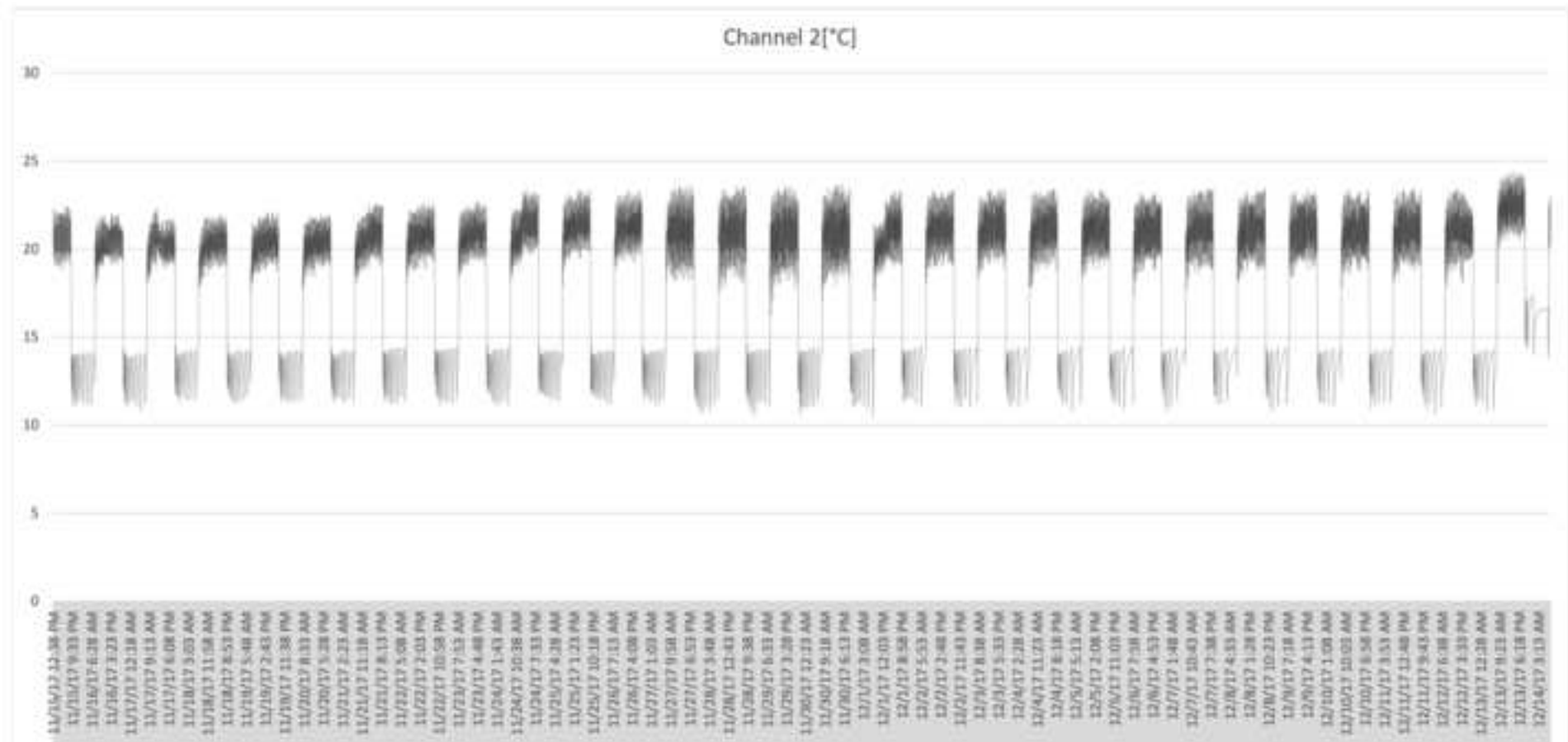


Fig. 4

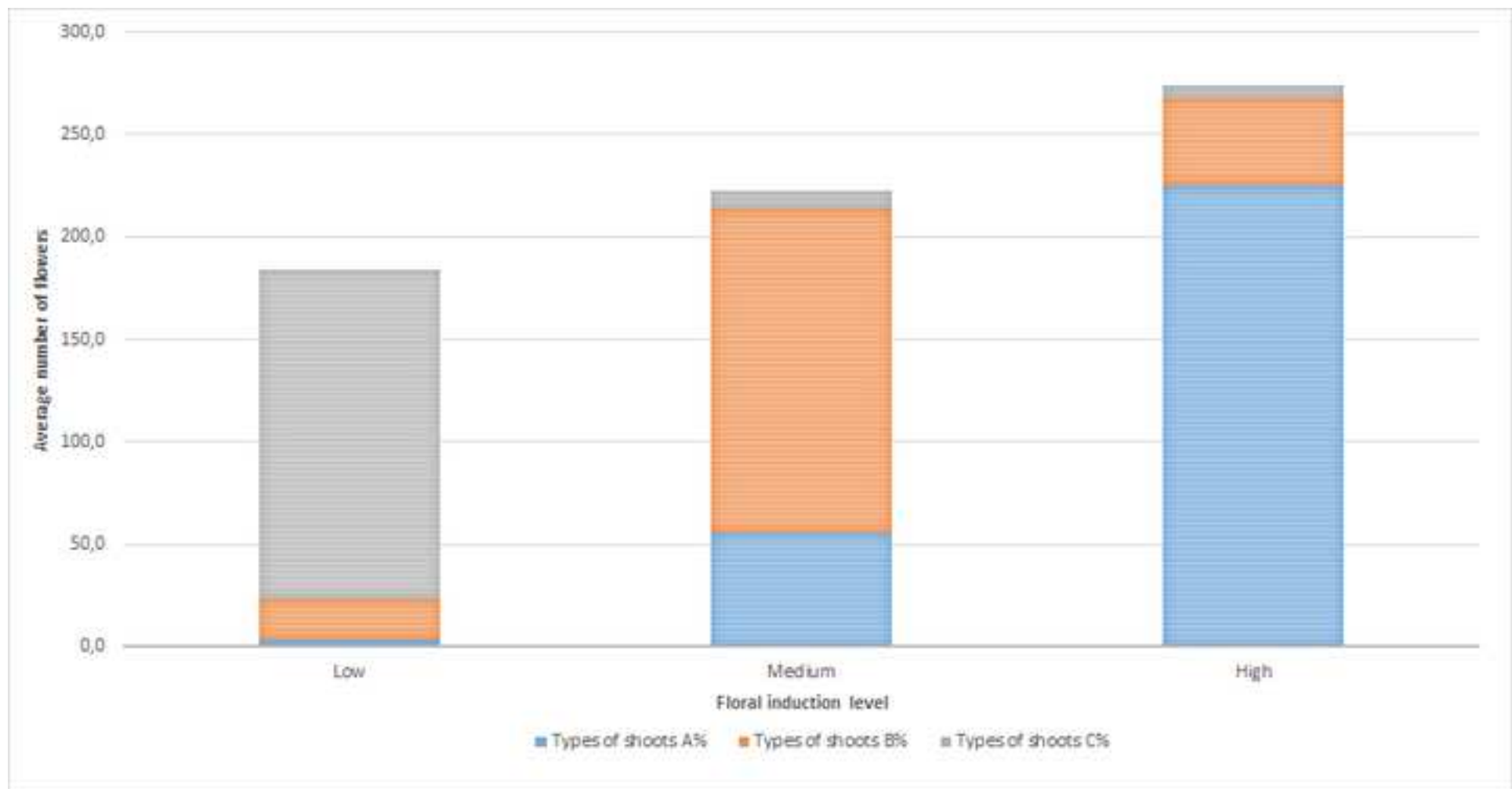






Figure 7

[Click here to access/download;Figure;Fig 7 c.png](#)



Dates	Management events	Absolute day
2017 Oct. 26	Citrus trees arrival to the University, first watering	0
2017 Oct. 31	First day inside the growth chamber	5
2017 Nov. 17	First irrigation day after water stress	22
2017 Dec. 13	First observation of initial vegetative buds	48
2017 Dec. 18	First observation of initial flower buds	53
2018 Jan. 02	First Nova flower at anthesis	68
2018 Jan. 04	Start of harvest period for Nova flowers	70
2018 Jan. 07	First Clemenules flower at anthesis	73
2018 Jan. 09	Start of harvest period for Clemenules flowers	75
2018 Jan. 11	Nova full flower production	77
2018 Jan. 18	Clemenules full flower production	84
2018 Jan. 26	End of harvest period for Nova flowers	92
2018 Feb. 5	End of harvest period for Clemenules flowers	102

Periods and relative days

Water stress - Floral Induction = 22 days

Days since Induction to the appearance of the new
buds = 26-31 days

Nova flowering period = 24 days

Clemenules flowering period = 29 days

Delay days between Nova and Clemenules = 5 - 7
days

Days to reach full bloom by Nova = 9 days

Days to reach full bloom by Clemenules = 11 days

Individual	Leave fall %	Intensity level	Types of shoots			Amount of flowers.
			A%	B%	C%	
Nova 1	85	3	81	17	2	245
Nova 2	55	2	28	68	4	215
Nova 3	90	3	87	10	3	278
Nova 4	82	3	79	19	2	298
Nova 5	60	2	22	75	3	232
Nova 6	54	2	25	71	4	220
Nova average	71.0	NA	53.7	43.3	3.0	248.0
Nova sd	16.4	NA	31.6	30.9	0.9	33.3
Clemenules 1	7	1	2	13	85	219
Clemenules 2	5	1	1	8	91	135
Clemenules 3	9	1	2	11	87	185
Clemenules 4	7	1	4	18	78	210
Clemenules 5	10	1	2	6	92	178
Clemenules 6	5	1	1	10	89	177
Clemen average	7.2	NA	2.0	11.0	87.0	184.0
Clemen sd	2.0	NA	1.1	4.2	5.1	26.6

A with only flower ; B with leaves and flowers; C with many leaves and few flowers

Name of Material/ Equipment	Company	Catalog Number
Data-logger	Testo	Testo 177-H1
Data-logger sotfwae	Testo	Software Comsoft Basic Testo 5
Electronic controller differential	Eliwell	IC 915 (LX) (cod. 9IS23071)
Electronic controller dual	Eliwell	IC 915 NTC-PTC
Growth chamber - phytotron	Rochina	
Light kit	Cosmos Grow/Bloom Light	
Luxmeter	Delta OHM	HD 9221
Plant material	Beniplant S.L (AVASA)	
Substrate	Plant Vibel	

Comments/Description

Testo 177-H1, humidity/temperature logger, 4 channels, with internal sensors and additional external temp

Basic software for the programming and reading of the data loggers Testo

Electronic controller with 2 set points and differential set point adjustment

Electronic controllers with dual output

Chamber measuring 1.85 x 1.85 x 2.5 m (L x W x H) with a total volume of 8.56 m³. With temperature (day/night), photoperiod (

Light kit with reflector, electric ballast sodium/halide and high-pressure sodium (HPS) 600W lamp

HD 9221 Luxmeter to measure the light intensity

Mandarin trees from registered nurseries with a virus-free certification

Standard substrate based on quality 50% white peat and 50% coconut fiber

day/night), light intensity and minimum relative humidity control.



Journal of Visualized Experiments
 Cambridge, MA 02140
 Tel: 617-495-9000
 www.jove.com

ARTICLE AND VIDEO LICENSE AGREEMENT

Title of Article: **FORCED FLOWERING OF MANDARIN TREES CV. 'NOVA' AND CV. 'CLEMENTINES' UNDER PHYTOSTRON CONDITIONS. INFLUENCE OF FIDEL INDUCTION INTENSITY ON INFLORESCENCE TYPE.**

Author(s): **ALFONSO GARNICA, ROBERTO BERTAN, CARLOS BERNARDO, FRANCISCO J. GARCIA-BREISO, JOSE REIG, MARIA DOLORES RAMON, HUGO MERLE**

Item 1 (check one box): The Author elects to have the Materials be made available (as described at <http://www.jove.com/author>) via: ☒ Standard Access ☐ Open Access

Item 2 (check one box):

- ☒ The Author is NOT a United States government employee.
- ☐ The Author is a United States government employee and the Materials were prepared in the course of his or her duties as a United States government employee.
- ☐ The Author is a United States government employee but the Materials were NOT prepared in the course of his or her duties as a United States government employee.

ARTICLE AND VIDEO LICENSE AGREEMENT

1. Defined Terms. As used in this Article and Video License Agreement, the following terms shall have the following meanings: "Agreement" means this Article and Video License Agreement; "Article" means the article specified on the last page of this Agreement, including any associated materials such as texts, figures, tables, artwork, abstracts, or summaries contained therein; "Author" means the author who is a signatory to this Agreement; "Collective Work" means a work, such as a periodical issue, anthology or encyclopedia, in which the Materials in their entirety in unmodified form, along with a number of other contributions, constituting separate and independent works in themselves, are assembled into a collective whole; "CC License" means the Creative Commons Attribution-Non Commercial-No Derivs 3.0 Unported Agreement, the terms and conditions of which can be found at: <http://creativecommons.org/licenses/by-nc-nd/3.0/legalcode>; "Derivative Work" means a work based upon the Materials or upon the Materials and other pre-existing works, such as a translation, musical arrangement, dramatization, fictionalization, motion picture version, sound recording, art reproduction, abridgment, condensation, or any other form in which the Materials may be recast, transformed, or adapted; "Institution" means the institution, listed on the last page of this Agreement, by which the Author was employed at the time of the creation of the Materials; "JOVE" means MyJOVE Corporation, a Massachusetts corporation and the publisher of The Journal of Visualized Experiments; "Materials" means the Article and / or the Video; "Parties" means the Author and JOVE; "Video" means any video(s) made by the Author, alone or in conjunction with any other parties, or by JOVE or its affiliates or agents, individually or in collaboration with the Author or any other parties, incorporating all or any portion of the Article, and in which the Author may or may not appear.

2. Background. The Author, who is the author of the Article, in order to ensure the dissemination and protection of the Article, desires to have the JOVE publish the Article and create and transmit videos based on the Article. In furtherance of such goals, the Parties desire to memorialize in this Agreement the respective rights of each Party in and to the Article and the Video.

3. Grant of Rights in Article. In consideration of JOVE agreeing to publish the Article, the Author hereby grants to JOVE, subject to Sections 4 and 7 below, the exclusive, royalty-free, perpetual (for the full term of copyright in the Article, including any extensions thereto) license (a) to publish, reproduce, distribute, display and store the Article in all forms, formats and media whether now known or hereafter developed (including without limitation in print, digital and electronic form) throughout the world, (b) to translate the Article into other languages, create adaptations, summaries or extracts of the Article or other Derivative Works (including, without limitation, the Video) or Collective Works based on all or any portion of the Article and exercise all of the rights set forth in (a) above in such translations, adaptations, summaries, extracts, Derivative Works or Collective Works and (c) to license others to do any or all of the above. The foregoing rights may be exercised in all media and formats, whether now known or hereafter devised, and include the right to make such modifications as are technically necessary to exercise the rights in other media and formats. If the "Open Access" box has been checked in Item 1 above, JOVE and the Author hereby grant to the public all such rights in the Article as provided in, but subject to all limitations and requirements set forth in, the CC License.

ARTICLE AND VIDEO LICENSE AGREEMENT

4. Retention of Rights in Article. Notwithstanding the exclusive license granted to JbVE in Section 3 above, the Author shall, with respect to the Article, retain the non-exclusive right to use all or part of the Article for the non-commercial purpose of giving lectures, presentations or teaching classes, and to post a copy of the Article on the Institution's website or the Author's personal website, in each case provided that a link to the Article on the JbVE website is provided and notice of JbVE's copyright in the Article is included. All non-copyright intellectual property rights in and to the Article, such as patent rights, shall remain with the Author.

5. Grant of Rights in Video -- Standard Access. This Section 5 applies if the "Standard Access" box has been checked in Item 1 above or if no box has been checked in Item 1 above. In consideration of JbVE agreeing to produce, display or otherwise assist with the Video, the Author hereby acknowledges and agrees that, Subject to Section 7 below, JbVE is and shall be the sole and exclusive owner of all rights of any nature, including, without limitation, all copyrights, in and to the Video. To the extent that, by law, the Author is deemed, now or at any time in the future, to have any rights of any nature in or to the Video, the Author hereby disclaims all such rights and transfers all such rights to JbVE.

6. **Grant of Rights in Video – Open Access.** This Section 6 applies only if the "Open Access" box has been checked in Item 1 above. In consideration of JbVE agreeing to produce, display or otherwise assist with the Video, the Author hereby grants to JbVE, subject to Section 7 below, the exclusive, royalty-free, perpetual (for the full term of copyright in the Article, including any extensions thereto) license (a) to publish, reproduce, distribute, display and store the Video in all forms, formats and media whether now known or hereafter developed (including without limitation in print, digital and electronic form) throughout the world, (b) to translate the Video into other languages, create adaptations, summaries or extracts of the Video or other Derivative Works or Collective Works based on all or any portion of the Video and exercise all of the rights set forth in (a) above in such translations, adaptations, summaries, extracts, Derivative Works or Collective Works and (c) to license others to do any or all of the above. The foregoing rights may be exercised in all media and formats, whether now known or hereafter devised, and include the right to make such modifications as are technically necessary to exercise the rights in other media and formats. For any Video to which this Section 6 is applicable, JbVE and the Author hereby grant to the public all such rights in the Video as provided in, but subject to all limitations and requirements set forth in, the CRC License.

7. Government Employees. If the Author is a United States government employee and the Article was prepared in the course of his or her duties as a United States government employee, as indicated in Item 2 above, and any of the licenses or grants granted by the Author hereunder exceed the scope of the 17 U.S.C. 403, then the rights granted hereunder shall be limited to the maximum rights permitted under such

statute. In such case, all provisions contained herein that are not in conflict with such statute shall remain in full force and effect, and all provisions contained herein that do so conflict shall be deemed to be amended so as to provide to JOVE the maximum rights permissible within such statute.

8. **Likeness, Privacy, Personality.** The Author hereby grants JoVE the right to use the Author's name, voice, likeness, picture, photograph, image, biography and performance in any way, commercial or otherwise, in connection with the Materials and the sale, promotion and distribution thereof. The Author hereby waives any and all rights he or she may have, relating to his or her appearance in the Video or otherwise relating to the Materials, under all applicable privacy, likeness, personality or similar laws.

9. Author Warranties. The Author represents and warrants that the Article is original, that it has not been published, that the copyright interest is owned by the Author (or, if more than one author is listed at the beginning of this Agreement, by such authors collectively) and has not been assigned, licensed, or otherwise transferred to any other party. The Author represents and warrants that the author(s) listed at the top of this Agreement are the only authors of the Materials. If more than one author is listed at the top of this Agreement and if any such author has not entered into a separate Article and Video License Agreement with JbVE relating to the Materials, the Author represents and warrants that the Author has been authorized by each of the other such authors to execute this Agreement on his or her behalf and to bind him or her with respect to the terms of this Agreement as if each of them had been a party hereto as an Author. The Author warrants that the use, reproduction, distribution, public or private performance or display, and/or modification of all or any portion of the Materials does not and will not violate, infringe and/or misappropriate the patent, trademark, intellectual property or other rights of any third party. The Author represents and warrants that it has and will continue to comply with all government, institutional and other regulations, including, without limitation all institutional, laboratory, hospital, ethical, human and animal treatment, privacy, and all other rules, regulations, laws, procedures or guidelines, applicable to the Materials, and that all research involving human and animal subjects has been approved by the Author's relevant institutional review board.

10. **JoVE Discretion.** If the Author requests the assistance of JoVE in producing the Video in the Author's facility, the Author shall ensure that the presence of JoVE employees, agents or independent contractors is in accordance with the relevant regulations of the Author's institution. If more than one author is listed at the beginning of this Agreement, JoVE may, in its sole discretion, elect not take any action with respect to the Article until such time as it has received complete, executed Article and Video License Agreements from each such author. JoVE reserves the right, in its absolute and sole discretion and without giving any reason therefore, to accept or decline any work submitted to JoVE. JoVE and its employees, agents and independent contractors shall have

ARTICLE AND VIDEO LICENSE AGREEMENT

full, unfettered access to the facilities of the Author or of the Author's institution as necessary to make the Video, whether actually published or not. JoVE has sole discretion as to the method of making and publishing the Materials, including, without limitation, to all decisions regarding editing, lighting, filming, timing of publication, if any, length, quality, content and the like.

11. **Indemnification.** The Author agrees to indemnify JoVE and/or its successors and assigns from and against any and all claims, costs, and expenses, including attorney's fees, arising out of any breach of any warranty or other representations contained herein. The Author further agrees to indemnify and hold harmless JoVE from and against any and all claims, costs, and expenses, including attorney's fees, resulting from the breach by the Author of any representation or warranty contained herein or from allegations or instances of violation of intellectual property rights, damage to the Author's or the Author's institution's facilities, fraud, libel, defamation, research, equipment, experiments, property damage, personal injury, violations of institutional, laboratory, hospital, ethical, human and animal treatment, privacy or other rules, regulations, laws, procedures or guidelines, liabilities and other losses or damages related in any way to the submission of work to JoVE, making of videos by JoVE, or publication in JoVE or elsewhere by JoVE. The Author shall be responsible for, and shall hold JoVE harmless from, damages caused by lack of sterilization, lack of cleanliness or by contamination due to the making of a video by JoVE its employees, agents or independent contractors. All sterilization, cleanliness or decontamination procedures shall be solely the responsibility of the Author and shall be undertaken at the Author's

expense. All indemnifications provided herein shall include JoVE's attorney's fees and costs related to said losses or damages. Such indemnification and holding harmless shall include such losses or damages incurred by, or in connection with, acts or omissions of JoVE, its employees, agents or independent contractors.

12. **Fees.** To cover the cost incurred for publication, JoVE must receive payment before production and publication the Materials. Payment is due in 21 days of invoice. Should the Materials not be published due to an editorial or production decision, these funds will be returned to the Author. Withdrawal by the Author of any submitted Materials after final peer review approval will result in a US\$1,200 fee to cover pre-production expenses incurred by JoVE. If payment is not received by the completion of filming, production and publication of the Materials will be suspended until payment is received.

13. **Transfer, Governing Law.** This Agreement may be assigned by JoVE and shall inure to the benefits of any of JoVE's successors and assignees. This Agreement shall be governed and construed by the internal laws of the Commonwealth of Massachusetts without giving effect to any conflict of law provision thereunder. This Agreement may be executed in counterparts, each of which shall be deemed an original, but all of which together shall be deemed to be one and the same agreement. A signed copy of this Agreement delivered by facsimile, e-mail or other means of electronic transmission shall be deemed to have the same legal effect as delivery of an original signed copy of this Agreement.

A signed copy of this document must be sent with all new submissions. Only one Agreement required per submission.

CORRESPONDING AUTHOR:

Name:

HUGO MELLE

Department:

ECOSISTEMAS AGROECOSISTALES

Institution:

UNIVERSIDAD POLITÉCNICA DE VALENCIA

Article Title:

FORCES FLOWERING OF MARIJUANA TREES CV. 'NUJA' AND CV. 'UEMENIVUES' UNDER PHYTOHELIX CONDITIONS: INFLUENCE OF ETHICAL INDUCTION INTENSITY ON INFLORESCENCE TYPE

Signature:



Date:

10-16-2018

Please submit a signed and dated copy of this license by one of the following three methods:

- 1) Upload a scanned copy of the document as a pdf on the JoVE submission site;
- 2) Fax the document to +1.866.381.2236;
- 3) Mail the document to JoVE/ Attn: JoVE Editorial / 1 Alewife Center #200 / Cambridge, MA 02139

For questions, please email submissions@jove.com or call +1.617.945.9051

Review letter**30 November 2018**

A point-by-point response to each requested change is provided below.

Editorial comments:

1. Please take this opportunity to thoroughly proofread the manuscript to ensure that there are no spelling or grammar issues.

Some small improvements have been made.

2. JoVE cannot publish manuscripts containing commercial language. This includes company names of an instrument or reagent. Please remove all commercial language from your manuscript and use generic terms instead. All commercial products should be sufficiently referenced in the Table of Materials and Reagents.

The commercial language has been removed and Table of Materials and Reagents updated.

3. There is a 2.75 page limit for filmable content. Please highlight 2.75 pages or less of the Protocol steps in yellow (including headings and spacing) that identifies the essential steps of the protocol for the video, i.e., the steps that should be visualized to tell the most cohesive story of the Protocol.

The paragraphs have been highlighted in yellow for the filmable content.



Click here to access/download
Supplemental Coding Files
References.rdf

