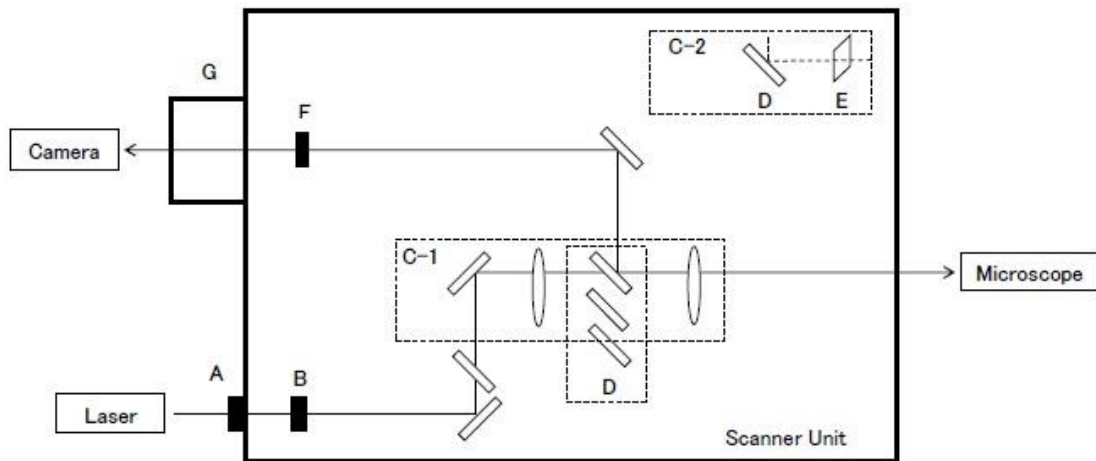


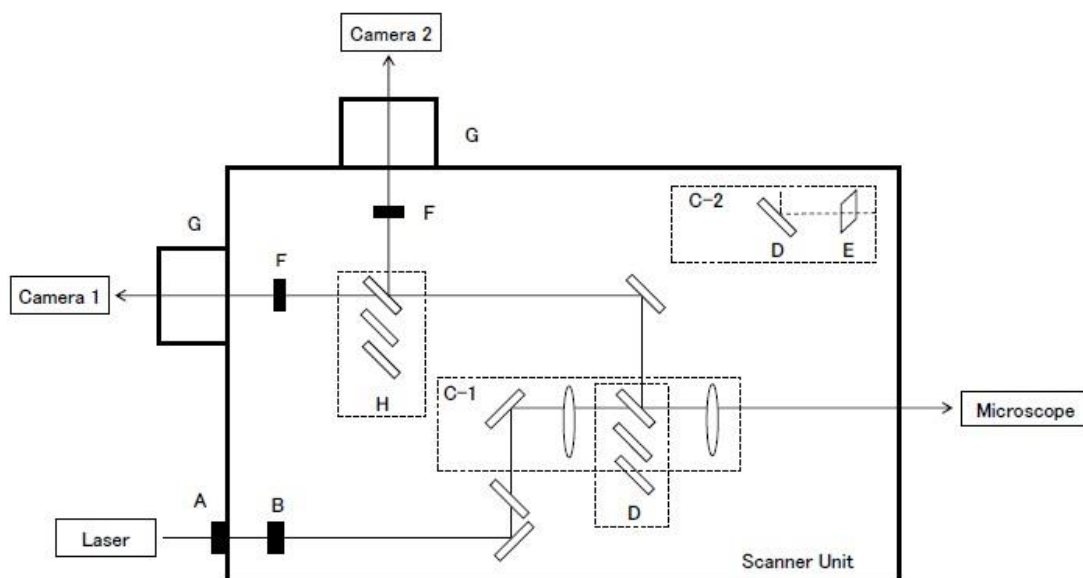
T1 Model



- A: VIS Port
- B: Shutter
- C-1: Confocal path
- C-2: BF path
- D: Dichroic mirror (Refer to the specification sheet)
- F: EM Filter (Refer to the specification sheet)
- G: Camera port

Selected dichroic mirror and EM filters are installed at factory

T2 Model

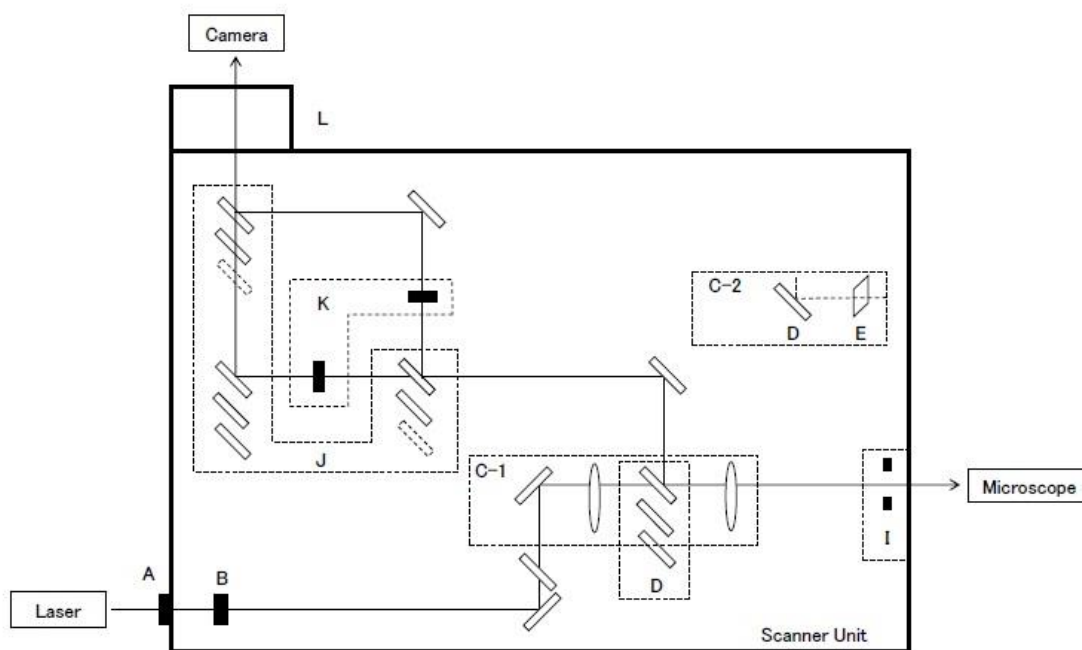


- A: VIS port
- B: Shutter
- C-1: Confocal path
- C-2: BF path

- D: Dichroic mirror (Refer to the specification sheet)
- F: EM Filter (Refer to the specification sheet)
- G: Camera port
- H: Light path exchange unit (Either a dichroic mirror or a 100% mirror)

Selected dichroic mirror and EM filters are installed at factory

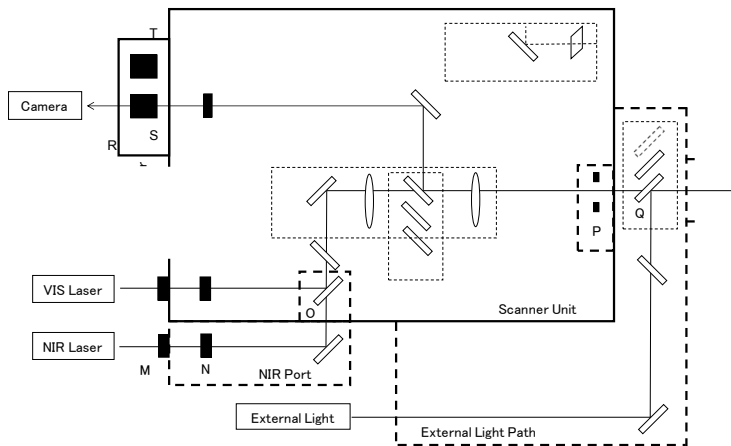
T3 Model



- A: VIS port
- B: Shutter
- C-1: Confocal path
- C-2: BF path
- D: Dichroic mirror (Refer to the specification sheet)
- I: Variable aperture
- J: Light path exchange unit (Dichroic mirror)
- K: EM filter (Refer to the specification sheet)
- L: Camera port

Selected dichroic mirror and EM filters are installed at factory

Options (Example: T1 Model with full options)



3

M: NIR Port

N: Shutter for NIR Port

O: Dichroic mirror for NIR Port (Refer to specification sheet)

P: Variable aperture

Q: Dichroic mirror for External Light Path (Refer to specification sheet)

R: Lens Switcher

S: Lens1

T: Lens2

Selected dichroic mirrors are installed at factory