
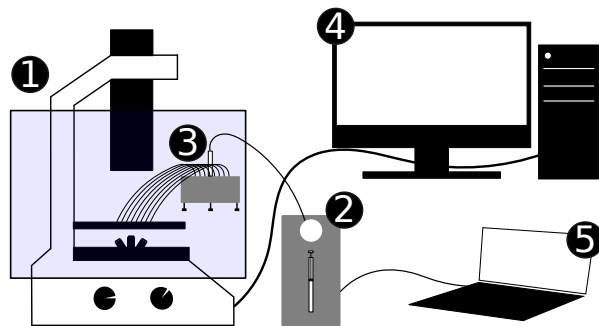


Figure 3


A



B



C



D

Perfuse hiPSC-ECs with leukocyte suspension (5 min)

Record three phase-contrast videos during leukocyte perfusion

Wash non-adherent leukocytes (5 min)

Acquire three fluorescent images of adherent leukocytes