

# Journal of Visualized Experiments

## CO2 photoreduction to CH4 under concentrating solar light

--Manuscript Draft--

<b>Article Type:</b>	Invited Methods Article - JoVE Produced Video
<b>Manuscript Number:</b>	JoVE58661R2
<b>Full Title:</b>	CO2 photoreduction to CH4 under concentrating solar light
<b>Keywords:</b>	CO2; Photoreduction; H2O; CH4; hydrocarbon; concentrating solar light; photocatalysis
<b>Corresponding Author:</b>	Zekai Zhang Zhejiang University of Technology Hangzhou, Zhejiang CHINA
<b>Corresponding Author's Institution:</b>	Zhejiang University of Technology
<b>Corresponding Author E-Mail:</b>	zzk@zjut.edu.cn
<b>Order of Authors:</b>	XiaoXiang Fang Zhihong Gao Hanfeng Lu Qiulian Zhu Zekai Zhang
<b>Additional Information:</b>	
<b>Question</b>	<b>Response</b>
Please indicate whether this article will be Standard Access or Open Access.	Standard Access (US\$2,400)
Please indicate the <b>city, state/province, and country</b> where this article will be <b>filmed</b> . Please do not use abbreviations.	Hangzhou, Zhejiang, China

**TITLE:****CO<sub>2</sub> Photoreduction to CH<sub>4</sub> Performance Under Concentrating Solar Light****AUTHORS AND AFFILIATIONS:**XiaoXiang Fang<sup>1</sup>, Zhihong Gao<sup>1</sup>, Hanfeng Lu<sup>1</sup>, Qiulian Zhu<sup>1</sup>, Zekai Zhang<sup>1</sup><sup>1</sup>Institute of Chemical Reaction Engineering, College of Chemical Engineering, Zhejiang University of Technology, Hangzhou, China**Corresponding Author:**

Zekai Zhang (zzk@zjut.edu.cn)

Institute of Chemical Reaction Engineering,  
College of Chemical Engineering,  
Zhejiang University of Technology,  
Chaowang Road 18, Hangzhou 310014, China**KEYWORDS:**CO<sub>2</sub>, photoreduction, H<sub>2</sub>O, CH<sub>4</sub>, hydrocarbon, concentrating solar light, photocatalysis**SUMMARY:**

We present a protocol for improving the performance of CO<sub>2</sub> photoreduction to CH<sub>4</sub> by heightening the incident light intensity *via* concentrating solar energy technology.

**ABSTRACT:**

We demonstrate a method for the enhancement of CO<sub>2</sub> photoreduction. As the driving force of a photocatalytic reaction is from solar light, the basic idea is to use concentration technology to raise the incident solar light intensity. Concentrating a large-area light onto a small area cannot only increase light intensity, but also reduce the catalyst amount, as well as the reactor volume, and increase the surface temperature. The concentration of light can be realized by different devices. In this manuscript, it is realized by a Fresnel lens. The light penetrates the lens and is concentrated on a disc-shaped catalyst. The results show that both the reaction rate and the total yield are efficiently increased. The method can be applied to most CO<sub>2</sub> photoreduction catalysts, as well as to similar reactions with a low reaction rate at natural light.

**INTRODUCTION:**

The utilization of fossil fuels is accompanied by large amounts of CO<sub>2</sub> emission, contributing greatly to global warming. CO<sub>2</sub> capture, storage, and conversion are essential to reduce the CO<sub>2</sub> content in the atmosphere<sup>1</sup>. The photoreduction of CO<sub>2</sub> to hydrocarbons can reduce CO<sub>2</sub>, convert CO<sub>2</sub> to fuels, and save solar energy. However, CO<sub>2</sub> is an extremely stable molecule. Its C=O bond possesses a higher dissociation energy (about 750 kJ/mol)<sup>2</sup>. This means that CO<sub>2</sub> is very hard to be activated and transformed, and only short wavelength lights with high energy can be functional during the process. Therefore, CO<sub>2</sub> photoreduction studies suffer from low conversion

efficiencies and reaction rates at present. Most reported CH<sub>4</sub> yield rates are only at several  $\mu\text{mol}\cdot\text{g}_{\text{cata}}^{-1}\cdot\text{h}^{-1}$  levels on a TiO<sub>2</sub> catalyst<sup>3-4</sup>. The design and fabrication of photocatalytic systems with high conversion efficiency and reaction rate for CO<sub>2</sub> reduction remain a challenge.

One popular area of research into CO<sub>2</sub> photoreduction catalysts is to broaden the available light band to the visible spectrum and enhance the utilization efficiency of these wavelengths<sup>5-6</sup>. Instead, in this manuscript, we try to increase the reaction rate by enhancing the light intensity. As the driving force of a photocatalytic reaction is solar light, the basic idea is to use concentration technology to raise the incident solar light intensity and, therefore, increase the reaction rate. This is similar to a thermocatalytic process, where the reaction rate can be increased by increasing the temperature. Of course, the temperature effect cannot be not increased infinitely, and likewise with the light intensity; a major goal of this research is to find a suitable light intensity or concentration ratio.

This is not the first experiment that uses concentrating technology. In fact, it has been widely used in concentrating solar power and waste water treatment<sup>7-8</sup>. Biomaterials such as beech wood sawdust can be pyrolyzed in a solar reactor<sup>9-10</sup>. Some previous reports have mentioned the method for CO<sub>2</sub> photoreduction<sup>11-13</sup>. One sample exhibited a 50% increment in the product yield when the light intensity was doubled<sup>14</sup>. Our group has found that concentrating light can raise CH<sub>4</sub> yield rate with an up to 12-fold increase in intensity. In addition, pretreatment of catalyst before reaction by concentrating light can further increase the CH<sub>4</sub> yield rate<sup>15</sup>. Here, we demonstrate the experimental system and method in detail.

## **PROTOCOL:**

Caution: Please consult all relevant Material Safety Data Sheets (MSDS) before operation. Several chemicals are flammable and highly corrosive. Concentrating light can cause harmful light intensity and temperature increases. Please use all appropriate safety devices such as personal protective equipment (safety glasses, gloves, lab coats, pants, *etc.*).

### **1. Catalyst Preparation**

#### **1.1. Preparation of TiO<sub>2</sub> by anodization**

Note: Anodization uses metal foils and a Pt foil as two counter electrodes. The two electrodes are put into the electrolyte. Using electricity, the metal foils at the anode site are oxidized.

1.1.1. Dissolve 0.3 g of NH<sub>4</sub>F and 2 mL of H<sub>2</sub>O into 100 mL of glycol in a 200-mL beaker with a stirrer to form the electrolyte. Put the beaker with the electrolyte into a 45 °C water bath.

1.1.2. Trim the Ti foil (50 x 250 mm size) with scissors to 25 x 25 mm.

83  
84 1.1.3. Polish the Ti foil surface with a 7,000-mesh sandpaper to remove the surface impurities.  
85

86 1.1.4. Submerge the Ti foil in a volumetric flask containing 15 mL of ethanol, then a flask with 15  
87 mL of acetone, then treat it for 15 min with an ultrasonic cleaner. Take out the Ti foil, rinse it 3 -  
88 5x with deionized water, and place it in a volumetric flask containing 20 mL of ethanol.  
89

90 1.1.5. Dissolve 10 mL of H<sub>2</sub>O, 5 mL of HNO<sub>3</sub>, 3 mL of H<sub>2</sub>O<sub>2</sub>, 1 mL of 18% wt (NH<sub>2</sub>)<sub>2</sub>CO, and 1 mL of  
91 18% wt NH<sub>4</sub>F into a 100-mL beaker to form a polishing solution.  
92

93 1.1.6. Take out the Ti foil from the ethanol flask, rinse it 3x with deionized water, and put it into  
94 the polishing solution for 2 - 3 min. Remove the Ti foil and wash it with deionized water for 3x.  
95

96 1.1.7. Use an anode alligator clip to hold the pretreated Ti foil and another clip to hold a Pt foil  
97 (25 x 25 mm). Place the two foils face to face in the electrolyte at a distance of 2 cm from each  
98 other. Turn on the direct-current (DC) stabilized current power source, tune the voltage to 50 V,  
99 and electrolyze for 30 min.  
100

101 1.1.8. After the anodization has finished, close the power and take out the TiO<sub>2</sub> foil  
102

103 1.1.9. Submerge the Ti foil in a volumetric flask containing 15 mL of ethanol, then a flask with 15  
104 mL of acetone, then treat it for 15 min with an ultrasonic cleaner. Take out the Ti foil, rinse it 3 -  
105 5x with deionized water, and place it in a 50-mL crucible.  
106

107 1.1.10. Put the crucible in an oven at 60 °C for 12 h to let the foil dry.  
108

109 1.1.11. Calcine the TiO<sub>2</sub> foil in a muffle furnace under 400 °C for 2 h with a heating rate of 2 °C/min.  
110

## 111 **2. Catalytic Tests and Product Analysis** 112

### 113 **2.1. Catalytic tests under concentrating light** 114

115 2.1.1. Clean the stainless cylinder-shaped reactor (inner diameter = 5.5 cm, volume = 100 mL)  
116 with deionized water then dry it in an oven at 60 °C for 10 min, to ensure no interference from  
117 other carbon sources.  
118

119 2.1.2. Take out the reactor from oven, add 2 mL H<sub>2</sub>O, a stirrer, and a catalyst holder (a small shelf  
120 that holds the catalyst in the reactor), and put a quartz glass with pores (diameter = 2 cm) on the  
121 bottom of the holder and the TiO<sub>2</sub> catalyst (diameter = 1 cm) on the center of the quartz glass.  
122 Put a thermocouple through an opening on the reactor wall on the catalyst surface. Add a Fresnel  
123 lens on the top of the holder and seal the reactor with a quartz glass window.

124  
125 2.1.3. Put the reactor on the electromagnetic apparatus. Check the air tightness with nitrogen  
126 ( $\text{N}_2$ ).

127  
128 2.1.4. Feed the  $\text{CO}_2$  (99.99%) into the reactor through a mass flow controller (MFC) and flush the  
129 reactor at least 3x to change the gas in the reactor to  $\text{CO}_2$ .

130  
131 2.1.5. Place the Xe lamp 2 cm directly above the reactor, open the Xe lamp power and adjust its  
132 current to 15 A, and turn on the magnetic stirrer switch to start the reaction.

133  
134 2.1.6. Record the temperature change on the catalyst surface and in the gas.

## 135 136 **2.2. Product analysis**

137  
138 2.2.1. Analyze the product every 1 h using a gas chromatography (GC), which is equipped with a  
139 flame-ionized detector (FID) and a capillary column (see **Table of Materials**) for separation of  $\text{C}_1$ -  
140  $\text{C}_6$  hydrocarbons.

141  
142 2.2.2. Calculate the number of products by the external standard line method. Before quantifying  
143 the product, build a standard curve of methane ( $\text{CH}_4$ ).

## 144 145 **2.3. Catalytic tests under concentrating light with pretreatment**

146  
147 Note: This procedure is similar to 2.1, with differences noted.

148  
149 2.3.1. Wash reactor as in step 2.1.1.

150  
151 2.3.2. Assemble reactor as in step 2.1.2, except without adding  $\text{H}_2\text{O}$ .

152  
153 2.3.3. Check the air tightness as in step 2.1.3.

154  
155 2.3.4. Feed the pretreatment gas (such as air,  $\text{N}_2$  and  $\text{H}_2\text{O}$ ) into the reactor through an MFC and  
156 exchange the gas three times in succession to make the reactor pure pretreatment gas.

157  
158 2.3.5. Adjust the lamp as in step 2.1.5.

159  
160 2.3.6. Keep the catalyst under light (10 concentrating ratio) illumination for 1 h in air atmosphere,  
161 then turn off the Xe lamp and magnetic stirrer to finish pretreatment.

162  
163 2.3.7. Feed the  $\text{CO}_2$  (99.99%) into the reactor as in step 2.1.4.

2.3.8. Inject 2 mL H<sub>2</sub>O into the reactor from the opening of the wall. Open the Xe lamp and magnetic stirrer power to start the reaction as step 2.1.5.

2.3.9. Record the temperature change as in step 2.1.6.

#### REPRESENTATIVE RESULTS:

The original photocatalytic reactor system mainly contains two components, a Xe lamp and a stainless cylinder reactor. For the concentrating light reactor system, we added a Fresnel lens and a catalyst holder, as shown in **Figure 1**. The Fresnel lens is used to concentrate the light in a smaller area. As the light has been concentrated, the catalyst must be placed in a lit area; therefore, the catalyst is made into disc shape, and a holder is used to hold the catalyst in this area.

When the anodization method was used, a layer of TiO<sub>2</sub> nanotube arrays would form on the foil. **Figure 2** displays some characterization results. However, more importantly, TiO<sub>2</sub> arrays or other semiconductors could stick on the foil for easy cutting into discs of various sizes without breaking.

We have tested the catalytic performance of as-prepared TiO<sub>2</sub> and other semiconductors under concentrating light. **Figure 3** displays typical results of CH<sub>4</sub> yield versus irradiation time under different concentration ratios (the ratio of the area of light source to the area of the catalyst). The reaction rates of methane on different catalysts were significantly improved under the concentrating conditions. In the case of TiO<sub>2</sub>, the maximum methane production rate reached 34.56  $\mu\text{mol}\cdot\text{g}_{\text{cata}}^{-1}\cdot\text{h}^{-1}$ . In the case of Fe<sub>2</sub>O<sub>3</sub>, the maximum methane production rate reached 19.15  $\mu\text{mol}\cdot\text{g}_{\text{cata}}^{-1}\cdot\text{h}^{-1}$ , which is about 18 times the rate under nature light<sup>15</sup>. If the catalyst is pretreated with suitable gas (air), the methane production rate can be further increased. The effect is considered to be from the change in surface properties, but more research is needed to prove this.

#### FIGURE LEGENDS:

**Figure 1: Concentrating light reactor system for the photocatalytic reduction of CO<sub>2</sub>. (A)**

Photograph of the set-up. (B) Schematic of the set-up. 1 = Xe lamp, 2 = quartz glass window, 3 = Fresnel lens, 4 = holder, 5 = photocatalyst, 6 = stainless steel reactor, 7 = H<sub>2</sub>O, and 8 = magnetic stirrer.

**Figure 2: X-ray diffraction (XRD, left) and scanning electron microscope (SEM, right) of TiO<sub>2</sub> by anodization.**

**Figure 3: Representative results for the CH<sub>4</sub> yield at different concentration ratios (CR).**

#### DISCUSSION:

Concentrating light reduces the light incident area and requires the use of a disc-shaped catalyst

or a so-called fixed-bed reactor to hold the catalyst. Since the light source is usually a round-shaped lamp, the shape of the catalyst should also be round. To obtain a round disc, it is possible to press the powder into a disk by tableting or to change the metal foil into an oxide by anodization. The anodization method uses electricity to oxidize the metal to an oxide semiconductor. As the metal precursor is already a sheet or foil, it can be trimmed more easily after oxidation without breaking it.

Another factor that needs to be considered is the intensity measurements. We have not given the light intensity after concentration because the use of a commercial detector of light intensity has some limitations. Such a detector often has a large surface area (ID = 1 cm) and a wall to protect it, which will also block much of the light when it is used to measure the concentrating light. Also, when the concentrating ratio is large, the small size of the Xe lamp (which often has an ID of 5 cm) will concentrate the light to a very small area, which may be smaller than the detector area. Therefore, to further investigate the concentrating light technique, large-sized lamps will have to be used and the intensity detector will have to be improved.

After the implementation of the protocol presented here, the CH<sub>4</sub> yield rate was clearly enhanced using a suitable concentration ratio, which means that the concentrated light can, to some extent, reduce the amount of catalyst. Of course, a higher light intensity is not always beneficial for a catalytic performance; there is an optimal concentration ratio. Many factors may contribute to the appearance of the optimal concentration ratio. It is known that for the photocatalytic reactions, the reaction order of the light intensity often decreases while the light intensity increases, until it reaches zero. The high intensity also causes the rapid generation and recombination of e<sup>-</sup>-h<sup>+</sup> pairs.

To summarize, we have demonstrated a concentrating light method to improve CO<sub>2</sub> photoreduction behavior. Considering the meaning of reducing the catalyst amount and increasing the reaction rate, the method might be useful for the photocatalytic decomposition of H<sub>2</sub>O, the reduction of CO<sub>2</sub>, and degradation of volatile organic compounds (VOCs) under real sunlight. At present, there are few studies on photocatalysis under real sunlight, and the yield is very low. Concentration can vastly reduce the volume of the reactor and save costs; in addition, it can increase the light intensity and temperature and, thus, greatly improve the photocatalytic efficiency, but it may be necessary to add an automatic solar tracking system in consideration of the movement of sunlight.

#### **ACKNOWLEDGMENTS:**

This work is supported by the Natural Science Foundation of China (No. 21506194, 21676255).

#### **DISCLOSURES:**

The authors have nothing to disclose.

## REFERENCES:

1. De-Richter, R. K., Ming, T., Caillol, S. Fighting global warming by photocatalytic reduction of CO<sub>2</sub>, using giant photocatalytic reactors. *Renewable & Sustainable Energy Reviews*. **19** (1), 82-106 (2013).
2. Fang, Y., Wang, X. Photocatalytic CO<sub>2</sub> conversion by polymeric carbon nitrides. *Chemical Communications*. **54** (45), 5674-5687 (2018).
3. Kondratenko, E. V. *et al.* Status and perspectives of CO<sub>2</sub> conversion into fuels and chemicals by catalytic, photocatalytic and electrocatalytic processes. *Energy & Environmental Science*. **6** (11), 3112-3135 (2013).
4. Izumi, Y. Recent Advances (2012–2015) in the Photocatalytic Conversion of Carbon Dioxide to Fuels Using Solar Energy: Feasibility for a New Energy. In *Advances in CO<sub>2</sub> Capture, Sequestration, and Conversion*. Edited by Jin, F., He, L.-N., Hu, Y. H., 1-46, American Chemical Society (2015).
5. White, J. L. *et al.* Light-Driven Heterogeneous Reduction of Carbon Dioxide: Photocatalysts and Photoelectrodes. *Chemical Reviews*. **115** (23), 12888-12935 (2015).
6. Habisreutinger, S. N., Schmidtmeide, L., Stolarczyk, J. K. Photocatalytic Reduction of CO<sub>2</sub> on TiO<sub>2</sub> and Other Semiconductors. *Angewandte Chemie International Edition*. **52** (29), 7372-408 (2013).
7. Weinstein, L. A. *et al.* Concentrating Solar Power. *Chemical Reviews*. **115** (23), 12797-12838 (2015).
8. Herrmann, J. M. *et al.* TiO<sub>2</sub> -based solar photocatalytic detoxification of water containing organic pollutants. Case studies of 2, 4-dichlorophenoxyacetic acid (2, 4 - D) and of benzofuran. *Applied Catalysis B Environmental*. **17** (1-2), 15-23 (1998).
9. Zeng, K. *et al.* Combined effects of initial water content and heating parameters on solar pyrolysis of beech wood. *Energy*. **125**, 552-561 (2017).
10. Zeng, K. *et al.* Characterization of solar fuels obtained from beech wood solar pyrolysis. *Fuel*. **188**, 285-293 (2017).
11. Nguyen, T. V., Wu, J. C. S., Chiou, C. H. Photoreduction of CO over Ruthenium dye-sensitized TiO<sub>2</sub>-based catalysts under concentrated natural sunlight. *Catalysis Communications*. **9** (10), 2073-2076 (2008).
12. Guan, G. *et al.* Photoreduction of carbon dioxide with water over K<sub>2</sub>Ti<sub>6</sub>O<sub>13</sub>, photocatalyst

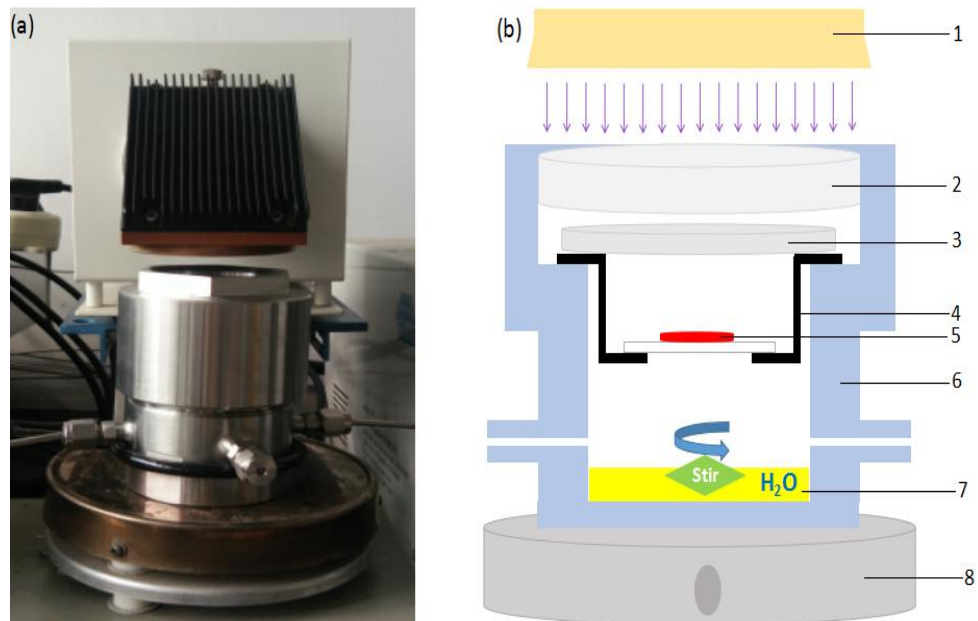


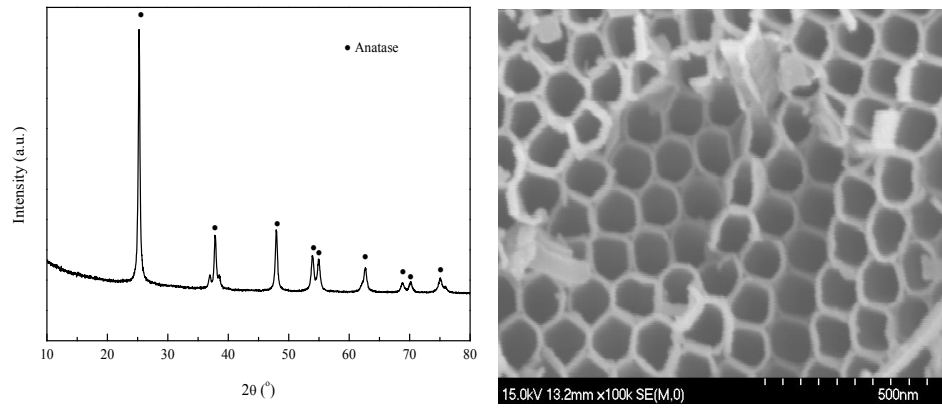
combined with Cu/ZnO catalyst under concentrated sunlight. *Applied Catalysis A: General*. **249** (1), 11-18 (2003).

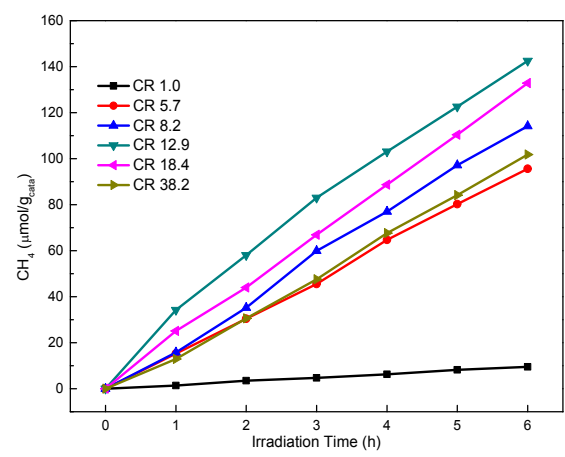
13. Han, S., Chen, Y. F., Abanades, S., Zhang, Z. K. Improving photoreduction of CO<sub>2</sub> with water to CH<sub>4</sub> in a novel concentrated solar reactor. *Journal of Energy Chemistry*. **26** (4), 743-749 (2017).

14. Roy, S. C. *et al.* Toward solar fuels: photocatalytic conversion of carbon dioxide to hydrocarbons. *ACS Nano*. **4** (3), 1259-1278 (2010).

15. Li, D., Chen, Y. F., Abanades, S., Zhang, Z. K. Enhanced activity of TiO<sub>2</sub> by concentrating light for photoreduction of CO<sub>2</sub> with H<sub>2</sub>O to CH<sub>4</sub>. *Catalysis Communications*. **113**, 6-9 (2018).







Name of Material/ Equipment	Company
Ti foil, 99.99%	Hebei Metal Technology Co., Ltd.
Pt foil, 99.99%	Tianjin Aida Henghao Technology Co., Ltd.
Ammonium fluoride, 98%	Aladdin
Glycol, >99.9%	Aladdin
Anhydrous ethanol,>99.9%	Aladdin
Acetone, >99.5%	Hangzhou Shuanglin Chemical Co.,
Nitric acid, 65.0%-68.0%	Hangzhou Shuanglin Chemical Co., Ltd.
Hydrogen peroxide, 30 wt. % in H <sub>2</sub> O	Aladdin
Urea, 99%	Aladdin
De-ionized water, 99.00%	Laboratory made
Xe lamp, CELHXF300/CELHXUV300	Beijing Zhongjiao Jinyuan Co., Ltd.
Stainless cylinder reactor, CEL-GPPC	Beijing Zhongjiao Jinyuan Co., Ltd.
Fresnel lens, MYlens	Meiying Technology Co., Ltd.
7000 mesh sandpaper	Zibo Taichuan Abrasives Co., Ltd.
Ultrasonic cleaner, SK2210HP	Shanghai Kedao Ultrasonic
Thermostatical water bath, DF-101S	Boncie Instrument Technology Co., Ltd.
Alligator clip	Guangzhou Rongyu Co., Ltd.
DC constant voltage source, DY-150V 2A	Shanghai Anding Electric Co., Ltd.
Muffle furnace, KSL-1200X	Hefei Kejing Materials Technolgy Co.,
Quartz glass	Lianyungang Weida Quartz Products
Thermocouples, WRNK-191K	Feiyang Electric Accessories Co., Ltd.
Electromagnetic stirrer, 85-2	Shanghai Zhiwei Electric Appliance
Vacuum pump,SHB-IIIA	Henan Province Taikang science and
Gas Chromatograph, GC2014	SHIMAPZU
HT-PLOT Q capillary column	Hychrom
Optical power meter,CEL-NP2000	Beijing Zhongjiao Jinyuan Co., Ltd.
Electronic scale, JJ124BC	Shanghai Jingtian Electronic

[illegible]



1 Alewife Center #200  
Cambridge, MA 02140  
tel. 617.945.9051  
www.jove.com

## ARTICLE AND VIDEO LICENSE AGREEMENT

Title of Article:

C02 photoreduction with H2O by concentrating solar light

Author(s):

Xi aoxi ang Fang, Zhi hong Gao, Hanfeng Lu, Qi ulian Zhu, Zekai Zhang

Item 1 (check one box): The Author elects to have the Materials be made available (as described at

http://www.jove.com/author) via: ☒ Standard Access ☐ Open Access

Item 2 (check one box):

☒

The Author is NOT a United States government employee.

☐

The Author is a United States government employee and the Materials were prepared in the course of his or her duties as a United States government employee.

☐

The Author is a United States government employee but the Materials were NOT prepared in the course of his or her duties as a United States government employee.

### ARTICLE AND VIDEO LICENSE AGREEMENT

1. **Defined Terms.** As used in this Article and Video License Agreement, the following terms shall have the following meanings: “**Agreement**” means this Article and Video License Agreement; “**Article**” means the article specified on the last page of this Agreement, including any associated materials such as texts, figures, tables, artwork, abstracts, or summaries contained therein; “**Author**” means the author who is a signatory to this Agreement; “**Collective Work**” means a work, such as a periodical issue, anthology or encyclopedia, in which the Materials in their entirety in unmodified form, along with a number of other contributions, constituting separate and independent works in themselves, are assembled into a collective whole; “**CRC License**” means the Creative Commons Attribution-Non Commercial-No Derivs 3.0 Unported Agreement, the terms and conditions of which can be found at: <http://creativecommons.org/licenses/by-nc-nd/3.0/legalcode>; “**Derivative Work**” means a work based upon the Materials or upon the Materials and other pre-existing works, such as a translation, musical arrangement, dramatization, fictionalization, motion picture version, sound recording, art reproduction, abridgment, condensation, or any other form in which the Materials may be recast, transformed, or adapted; “**Institution**” means the institution, listed on the last page of this Agreement, by which the Author was employed at the time of the creation of the Materials; “**JoVE**” means MyJoVE Corporation, a Massachusetts corporation and the publisher of *The Journal of Visualized Experiments*; “**Materials**” means the Article and / or the Video; “**Parties**” means the Author and JoVE; “**Video**” means any video(s) made by the Author, alone or in conjunction with any other parties, or by JoVE or its affiliates or agents, individually or in collaboration with the Author or any other parties, incorporating all or any portion of the Article, and in which the Author may or may not appear.

2. **Background.** The Author, who is the author of the Article, in order to ensure the dissemination and protection of the Article, desires to have the JoVE publish the Article and create and transmit videos based on the Article. In furtherance of such goals, the Parties desire to memorialize in this Agreement the respective rights of each Party in and to the Article and the Video.

3. **Grant of Rights in Article.** In consideration of JoVE agreeing to publish the Article, the Author hereby grants to JoVE, subject to **Sections 4** and **7** below, the exclusive, royalty-free, perpetual (for the full term of copyright in the Article, including any extensions thereto) license (a) to publish, reproduce, distribute, display and store the Article in all forms, formats and media whether now known or hereafter developed (including without limitation in print, digital and electronic form) throughout the world, (b) to translate the Article into other languages, create adaptations, summaries or extracts of the Article or other Derivative Works (including, without limitation, the Video) or Collective Works based on all or any portion of the Article and exercise all of the rights set forth in (a) above in such translations, adaptations, summaries, extracts, Derivative Works or Collective Works and (c) to license others to do any or all of the above. The foregoing rights may be exercised in all media and formats, whether now known or hereafter devised, and include the right to make such modifications as are technically necessary to exercise the rights in other media and formats. If the “Open Access” box has been checked in **Item 1** above, JoVE and the Author hereby grant to the public all such rights in the Article as provided in, but subject to all limitations and requirements set forth in, the CRC License.

## ARTICLE AND VIDEO LICENSE AGREEMENT

4. Retention of Rights in Article. Notwithstanding the exclusive license granted to JoVE in **Section 3** above, the Author shall, with respect to the Article, retain the non-exclusive right to use all or part of the Article for the non-commercial purpose of giving lectures, presentations or teaching classes, and to post a copy of the Article on the Institution's website or the Author's personal website, in each case provided that a link to the Article on the JoVE website is provided and notice of JoVE's copyright in the Article is included. All non-copyright intellectual property rights in and to the Article, such as patent rights, shall remain with the Author.

5. Grant of Rights in Video – Standard Access. This **Section 5** applies if the "Standard Access" box has been checked in **Item 1** above or if no box has been checked in **Item 1** above. In consideration of JoVE agreeing to produce, display or otherwise assist with the Video, the Author hereby acknowledges and agrees that, Subject to **Section 7** below, JoVE is and shall be the sole and exclusive owner of all rights of any nature, including, without limitation, all copyrights, in and to the Video. To the extent that, by law, the Author is deemed, now or at any time in the future, to have any rights of any nature in or to the Video, the Author hereby disclaims all such rights and transfers all such rights to JoVE.

6. Grant of Rights in Video – Open Access. This **Section 6** applies only if the "Open Access" box has been checked in **Item 1** above. In consideration of JoVE agreeing to produce, display or otherwise assist with the Video, the Author hereby grants to JoVE, subject to **Section 7** below, the exclusive, royalty-free, perpetual (for the full term of copyright in the Article, including any extensions thereto) license (a) to publish, reproduce, distribute, display and store the Video in all forms, formats and media whether now known or hereafter developed (including without limitation in print, digital and electronic form) throughout the world, (b) to translate the Video into other languages, create adaptations, summaries or extracts of the Video or other Derivative Works or Collective Works based on all or any portion of the Video and exercise all of the rights set forth in (a) above in such translations, adaptations, summaries, extracts, Derivative Works or Collective Works and (c) to license others to do any or all of the above. The foregoing rights may be exercised in all media and formats, whether now known or hereafter devised, and include the right to make such modifications as are technically necessary to exercise the rights in other media and formats. For any Video to which this Section 6 is applicable, JoVE and the Author hereby grant to the public all such rights in the Video as provided in, but subject to all limitations and requirements set forth in, the CRC License.

7. Government Employees. If the Author is a United States government employee and the Article was prepared in the course of his or her duties as a United States government employee, as indicated in **Item 2** above, and any of the licenses or grants granted by the Author hereunder exceed the scope of the 17 U.S.C. 403, then the rights granted hereunder shall be limited to the maximum rights permitted under such

statute. In such case, all provisions contained herein that are not in conflict with such statute shall remain in full force and effect, and all provisions contained herein that do so conflict shall be deemed to be amended so as to provide to JoVE the maximum rights permissible within such statute.

8. Protection of the Work. The Author(s) authorize JoVE to take steps in the Author(s) name and on their behalf if JoVE believes some third party could be infringing or might infringe the copyright of either the Author's Article and/or Video.

9. Likeness, Privacy, Personality. The Author hereby grants JoVE the right to use the Author's name, voice, likeness, picture, photograph, image, biography and performance in any way, commercial or otherwise, in connection with the Materials and the sale, promotion and distribution thereof. The Author hereby waives any and all rights he or she may have, relating to his or her appearance in the Video or otherwise relating to the Materials, under all applicable privacy, likeness, personality or similar laws.

10. Author Warranties. The Author represents and warrants that the Article is original, that it has not been published, that the copyright interest is owned by the Author (or, if more than one author is listed at the beginning of this Agreement, by such authors collectively) and has not been assigned, licensed, or otherwise transferred to any other party. The Author represents and warrants that the author(s) listed at the top of this Agreement are the only authors of the Materials. If more than one author is listed at the top of this Agreement and if any such author has not entered into a separate Article and Video License Agreement with JoVE relating to the Materials, the Author represents and warrants that the Author has been authorized by each of the other such authors to execute this Agreement on his or her behalf and to bind him or her with respect to the terms of this Agreement as if each of them had been a party hereto as an Author. The Author warrants that the use, reproduction, distribution, public or private performance or display, and/or modification of all or any portion of the Materials does not and will not violate, infringe and/or misappropriate the patent, trademark, intellectual property or other rights of any third party. The Author represents and warrants that it has and will continue to comply with all government, institutional and other regulations, including, without limitation all institutional, laboratory, hospital, ethical, human and animal treatment, privacy, and all other rules, regulations, laws, procedures or guidelines, applicable to the Materials, and that all research involving human and animal subjects has been approved by the Author's relevant institutional review board.

11. JoVE Discretion. If the Author requests the assistance of JoVE in producing the Video in the Author's facility, the Author shall ensure that the presence of JoVE employees, agents or independent contractors is in accordance with the relevant regulations of the Author's institution. If more than one author is listed at the beginning of this Agreement, JoVE may, in its sole discretion, elect not take any action with respect to the Article until such time as it has received complete, executed Article and Video License Agreements from each such author. JoVE reserves the right, in its absolute and sole discretion and without giving any reason therefore, to accept or decline any work submitted to JoVE. JoVE and its employees, agents and independent contractors shall have



## ARTICLE AND VIDEO LICENSE AGREEMENT

full, unfettered access to the facilities of the Author or of the Author's institution as necessary to make the Video, whether actually published or not. JoVE has sole discretion as to the method of making and publishing the Materials, including, without limitation, to all decisions regarding editing, lighting, filming, timing of publication, if any, length, quality, content and the like.

11. Indemnification. The Author agrees to indemnify JoVE and/or its successors and assigns from and against any and all claims, costs, and expenses, including attorney's fees, arising out of any breach of any warranty or other representations contained herein. The Author further agrees to indemnify and hold harmless JoVE from and against any and all claims, costs, and expenses, including attorney's fees, resulting from the breach by the Author of any representation or warranty contained herein or from allegations or instances of violation of intellectual property rights, damage to the Author's or the Author's institution's facilities, fraud, libel, defamation, research, equipment, experiments, property damage, personal injury, violations of institutional, laboratory, hospital, ethical, human and animal treatment, privacy or other rules, regulations, laws, procedures or guidelines, liabilities and other losses or damages related in any way to the submission of work to JoVE, making of videos by JoVE, or publication in JoVE or elsewhere by JoVE. The Author shall be responsible for, and shall hold JoVE harmless from, damages caused by lack of sterilization, lack of cleanliness or by contamination due to the making of a video by JoVE its employees, agents or independent contractors. All sterilization, cleanliness or decontamination procedures shall be solely the responsibility of the Author and shall be undertaken at the Author's

expense. All indemnifications provided herein shall include JoVE's attorney's fees and costs related to said losses or damages. Such indemnification and holding harmless shall include such losses or damages incurred by, or in connection with, acts or omissions of JoVE, its employees, agents or independent contractors.

12. Fees. To cover the cost incurred for publication, JoVE must receive payment before production and publication the Materials. Payment is due in 21 days of invoice. Should the Materials not be published due to an editorial or production decision, these funds will be returned to the Author. Withdrawal by the Author of any submitted Materials after final peer review approval will result in a US\$1,200 fee to cover pre-production expenses incurred by JoVE. If payment is not received by the completion of filming, production and publication of the Materials will be suspended until payment is received.

13. Transfer, Governing Law. This Agreement may be assigned by JoVE and shall inure to the benefits of any of JoVE's successors and assignees. This Agreement shall be governed and construed by the internal laws of the Commonwealth of Massachusetts without giving effect to any conflict of law provision thereunder. This Agreement may be executed in counterparts, each of which shall be deemed an original, but all of which together shall be deemed to be one and the same agreement. A signed copy of this Agreement delivered by facsimile, e-mail or other means of electronic transmission shall be deemed to have the same legal effect as delivery of an original signed copy of this Agreement.

A signed copy of this document must be sent with all new submissions. Only one Agreement required per submission.

### CORRESPONDING AUTHOR:

Name:

zekai zhang

Department:

Industry Catalysis

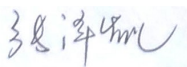
Institution:

Zhejiang University of Technology

Article Title:

CO2 photoreduction with H2O by concentrating solar light

Signature:



Date:

2018-06-23

Please submit a signed and dated copy of this license by one of the following three methods:

- 1) Upload a scanned copy of the document as a pdf on the JoVE submission site;
- 2) Fax the document to +1.866.381.2236;
- 3) Mail the document to JoVE / Attn: JoVE Editorial / 1 Alewife Center #200 / Cambridge, MA 02139

For questions, please email [submissions@jove.com](mailto:submissions@jove.com) or call +1.617.945.9051

Dear editor

Thank you for your evaluation on the manuscript. According to your comments, we have carefully revised the manuscript. The detailed responses are presented in the latter and the revised manuscript.

Thank you again for your consideration and kindly help.

Sincerely

Zekai Zhang

2018-08-20

1. The grammar and usage are still poor, which obstructs the meaning in some places; some of these have been noted in the manuscript but there are many other errors. Please proofread, ideally by a fluent English speaker.

[Answer: The manuscript has been revised, along with the answer to the notes in the manuscript. Thanks](#)

2. Please remove all non-Figure content from the Figures themselves (titles, descriptions).

[Answer: It has been done.](#)

3. Figure 3: “non-concentraed” is a typo; please fix.

[Answer: It has been done.](#)

4. Some of Reviewer 1’s concerns don’t really seem to have been addressed in the manuscript, in particular a clearer description of pretreatment in the introduction and your results with real solar light.

Answer: Thanks for the comments. We mentioned pretreatment for two reasons.

One is that it is the basis work for editor to invite us. The other is that pretreatment does have an effect on the catalyst.