

# Journal of Visualized Experiments

## CONTINUOUS FLOW CHEMISTRY: REACTION OF DIPHENYLDIAZOMETHANE WITH p-NITROBENZOIC ACID

--Manuscript Draft--

<b>Manuscript Number:</b>	JoVE56608R2
<b>Full Title:</b>	CONTINUOUS FLOW CHEMISTRY: REACTION OF DIPHENYLDIAZOMETHANE WITH p-NITROBENZOIC ACID
<b>Article Type:</b>	Invited Methods Article - JoVE Produced Video
<b>Keywords:</b>	flow chemistry, continuous technology, sustainability, diphenyldiazomethane
<b>Manuscript Classifications:</b>	92.25.33: organic chemistry; 92.25.37: physical chemistry
<b>Corresponding Author:</b>	Pamela Pollet Georgia Institute of Technology Atlanta, Georgia UNITED STATES
<b>Corresponding Author Secondary Information:</b>	
<b>Corresponding Author E-Mail:</b>	pamela.pollet@chemistry.gatech.edu
<b>Corresponding Author's Institution:</b>	Georgia Institute of Technology
<b>Corresponding Author's Secondary Institution:</b>	
<b>First Author:</b>	Alex Aw
<b>First Author Secondary Information:</b>	
<b>Other Authors:</b>	Alex Aw
	Marshall Fritz
	Jonathan W Napoline
	Charles L Liotta
<b>Order of Authors Secondary Information:</b>	
<b>Abstract:</b>	Continuous flow technology has been identified as instrumental for its environmental and economic advantages leveraging superior mixing, heat transfer and cost savings through the "scaling out" strategy as opposed to the traditional "scaling up". Herein, we report the reaction of diphenyldiazomethane with p-nitrobenzoic acid in both batch and flow modes. To effectively transfer the reaction from batch to flow mode, it is essential to first conduct the reaction in batch. As a consequence, the reaction of diphenyldiazomethane was first studied in batch as a function of temperature, reaction time and concentration to obtain kinetic information and process parameters. The glass flow reactor set-up is described and combines two types of reaction modules with "mixing" and "linear" microstructures. Finally, the reaction of diphenyldiazomethane with p-nitrobenzoic acid was successfully conducted in the flow reactor, with up to 95% conversion of the diphenyldiazomethane in 11 minutes. This proof of concept reaction aims to provide insight for scientists to consider flow technology's competitiveness, sustainability, and versatility in their research.
<b>Author Comments:</b>	We are thankful for the reviewer and editorial comments. All have been addressed. A suggestions/ responses list was prepared and downloaded.
<b>Additional Information:</b>	
<b>Question</b>	<b>Response</b>
If this article needs to be "in-press" by a certain date, please indicate the date below and explain in your cover letter.	

**TITLE:****Continuous Flow Chemistry: Reaction of Diphenyldiazomethane with *P*-Nitrobenzoic Acid****AUTHORS:**

Aw, Alex

School of Chemistry & Biochemistry, Georgia Institute of Technology, Atlanta GA, USA  
aw.alex93@gmail.com

Fritz, Marshall

School of Chemical & Biomolecular Engineering, Georgia Institute of Technology, Atlanta GA, USA  
mfritz8@gatech.edu

Napoline, Jonathan W.

School of Chemistry & Biochemistry, Georgia Institute of Technology, Atlanta GA, USA  
wesnapoline@gmail.com

Pollet, Pamela

School of Chemistry & Biochemistry, Georgia Institute of Technology, Atlanta GA, USA  
pamela.pollet@chemistry.gatech.edu

Liotta, Charles L.

School of Chemistry & Biochemistry, Georgia Institute of Technology, Atlanta GA, USA  
charles.liotta@chemistry.gatech.edu**CORRESPONDING AUTHOR**

Pollet, Pamela

pamela.pollet@chemistry.gatech.edu

**KEYWORDS:**

flow chemistry, continuous technology, sustainability, diphenyldiazomethane

**SHORT ABSTRACT**

Flow chemistry carries environmental and economic advantages by leveraging superior mixing, heat transfer and cost benefits. Herein, we provide a blueprint to transfer chemical processes from batch to flow mode. The reaction of diphenyldiazomethane (DDM) with *p*-nitrobenzoic acid, conducted in batch and flow, was chosen for proof of concept.

**LONG ABSTRACT**

Continuous flow technology has been identified as instrumental for its environmental and economic advantages leveraging superior mixing, heat transfer and cost savings through the “scaling out” strategy as opposed to the traditional “scaling up”. Herein, we report the reaction of diphenyldiazomethane with *p*-nitrobenzoic acid in both batch and flow modes. To effectively transfer the reaction from batch to flow mode, it is essential to *first* conduct the reaction in batch.

As a consequence, the reaction of diphenyldiazomethane was first studied in batch as a function of temperature, reaction time and concentration to obtain kinetic information and process parameters. The glass flow reactor set-up is described and combines two types of reaction modules with “mixing” and “linear” microstructures. Finally, the reaction of diphenyldiazomethane with *p*-nitrobenzoic acid was successfully conducted in the flow reactor, with up to 95% conversion of the diphenyldiazomethane in 11 minutes. This proof of concept reaction aims to provide insight for scientists to consider flow technology’s competitiveness, sustainability, and versatility in their research.

## INTRODUCTION

Green chemistry and engineering are creating a culture change for the future direction of industry<sup>1-4</sup>. Continuous flow technology has been identified as instrumental for its environmental and economic advantages leveraging superior mixing, heat transfer and cost savings through the “scaling out” strategy as opposed to the traditional “scaling up”<sup>5-10</sup>.

Although the industries producing high-value products like the pharmaceutical industry have long favored batch processing, the advantages of flow technology have become attractive due to mounting economic competition and commercial production benefits<sup>11</sup>. For example, when *scaling up* batch processes, pilot scale units must be built and operated to ascertain accurate heat and mass transfer mechanisms. This is hardly sustainable and subtracts substantially from the marketable patent life of the product. In contrast, continuous flow processing allows for the advantages of *scale out*, eliminating the pilot-plant phase and engineering associated with production scale—a significant financial incentive. Beyond the economic impact, continuous technology also enables atomic and energy efficient processes. For instance, enhanced mixing improves mass transfer for biphasic systems, leading to improved yields, catalyst recovery strategies and subsequent recycling schemes. Additionally, the ability to accurately manage the reaction temperature leads to precise control of reaction kinetics and product distribution.<sup>12</sup> The enhanced process control, quality of product (product selectivity) and reproducibility are impactful both from environmental and financial standpoints.

Flow reactors are available commercially with a wide variety of sizes and designs. In addition, customization of reactors to meet process needs can easily be achieved. Herein, we report experiments conducted in a glass continuous flow reactor (Figure 1). The assembly of microstructures (161 mm x 131 mm x 8 mm) made of glass is compatible with a wide range of chemicals and solvents and is corrosion-resistant over a wide range of temperatures (-25 °C to 200 °C) and pressures (up to 18 bar). The microstructures and their arrangement were designed for multi-injection, high-performance mixing, flexible residence time, and precise heat transfer. All of the microstructures are equipped with two fluidic layers (-25 °C to 200 °C, up to 3 bar) for heat exchange on either side of the reaction layer. Heat transfer rates are proportional to the heat transfer surface area and inversely proportional to its volume. Thus, these microstructures facilitate an optimum surface-to-volume ratio for improved heat transfer. There are two types of microstructures (i.e. modules): “mixing” modules and “linear” modules (Figure 2). The heart-shaped “mixing” modules are designed to induce turbulence and maximize mixing. In contrast, the linear modules provide additional residence time.

As proof of concept, we selected the well-described reaction of diphenyldiazomethane with carboxylic acids.<sup>13-17</sup> The reaction scheme is shown in Figure 3. The initial transfer of the proton from the carboxylic acid to the diphenyldiazomethane is slow and is the rate-determining step. The second step is rapid and yields the reaction product and nitrogen. The reaction was initially investigated to compare relative acidity of organic carboxylic acids in organic solvent (aprotic and protic). The reaction is first-order in the diphenyldiazomethane and first-order in carboxylic acids.

Experimentally, the reaction was conducted in presence of large excess of carboxylic acid (10 molar equivalents). As a consequence, the rate was pseudo first order with respect to the diphenyldiazomethane. The second order rate constant can then be obtained by dividing the experimentally obtained pseudo first order rate constant by the initial concentration of the carboxylic acid. Initially, the reaction of diphenyldiazomethane with benzoic acid ( $pK_a = 4.2$ ) was investigated. In batch, the reaction appeared to be relatively slow, reaching about 90% conversion in 96 minutes. As the reaction rate is directly proportional to the acidity of the carboxylic acid, we chose as a reaction partner the more acidic carboxylic acid, *p*-nitrobenzoic acid ( $pK_a = 3.4$ ) to shorten the reaction time. The reaction of *p*-nitrobenzoic acid with diphenyldiazomethane in anhydrous ethanol was thus investigated in batch and flow (Figure 4). The results are provided in detail in the following section.

When the reaction is carried out in ethanol, three products can be formed: (i) benzhydryl-4-nitrobenzoate, which results from the reaction of *p*-nitrobenzoic acid with the diphenylmethane diazonium intermediate; (ii) benzhydryl ethyl ether that is obtained from reaction of the solvent, ethanol, with the diphenylmethane diazonium; and (iii) nitrogen. The product distribution was not studied as it is well documented in literature; rather we focused our attention to the technology transfer of the batch reaction to continuous flow<sup>13-15</sup>. Experimentally the disappearance of the diphenyldiazomethane was monitored. The reaction proceeds with a vivid color change, which can be visually observed by UV-Vis spectroscopy. This results from the fact that the diphenyldiazomethane is a strongly purple compound whereas all other products from the reaction are colorless. Therefore, the reaction can be visually monitored on a qualitative basis and quantitatively followed by UV spectroscopy (i.e. disappearance of the diphenyl diazomethane absorption at 525 nm). Herein, we first report the reaction of diphenyldiazomethane and *p*-nitrobenzoic acid in ethanol in batch as a function of time. Secondly, the reaction was successfully transferred and carried out into the glass flow reactor. The progress of the reaction was ascertained by monitoring the disappearance of diphenyldiazomethane using UV-spectroscopy (in batch and flow modes).

## PROTOCOL:

### Health Warnings and Specification of Reagents:

Benzophenone Hydrazone: May cause irritation of the digestive tract. The toxicological properties of this substance have not been fully investigated. May cause respiratory tract irritation. The toxicological properties of this substance have not been fully investigated. May cause skin irritation and eye irritation<sup>18</sup>.

Activated manganese oxide ( $\text{MnO}_2$ ): (Health MSDS rating of 2) Hazardous in case of skin contact, eye contact, ingestion, and inhalation <sup>19</sup>.

Dibasic potassium phosphate ( $\text{KH}_2\text{PO}_4$ ): (Health MSDS rating of 2) Hazardous in case of skin contact, eye contact, ingestion, and inhalation <sup>20</sup>.

Dichloromethane: (Health MSDS rating of 2, Fire rating of 1) Very hazardous in case of eye contact (irritant), of ingestion, of inhalation. Hazardous in case of skin contact (irritant, permeator). Inflammation of the eye is characterized by redness, watering, and itching <sup>21</sup>.

## **1. Synthesis of diphenyldiazomethane (DDM):**

1.1) Before beginning synthesis of DDM, ensure all necessary materials listed are present as well as necessary reagents to ensure that proper synthesis can be conducted.

1.2) Add 10 g (.72 equivalent) of anhydrous  $\text{KH}_2\text{PO}_4$  and 31 g of activated manganese dioxide,  $\text{MnO}_2$  (3.5 equivalents) to a 250 mL 3-neck round bottom flask (1), and a magnetic stirrer.

1.3) Add 20 g of benzophenone hydrazone into a separate 100-mL 2-neck round bottom flask (2), a magnetic stirrer, and store at room temperature.

1.4) Add 67 mL of dichloromethane (DCM) and equip both flasks (1 and 2) with stoppers, thermometer, and thermocouple.

1.5) After purging both flasks with inert gas for 15 min, apply an ice bath to the  $\text{KH}_2\text{PO}_4$  and  $\text{MnO}_2$  solution (flask 1). Ensure that the temperature of the solution stays constant at 0 °C for at least 30 min.

1.6) After 30 min of constant temperature reading, transfer the benzophenone hydrazone (flask 2) into the flask containing  $\text{KH}_2\text{PO}_4$  and  $\text{MnO}_2$  (flask 1). Carry out the reaction for 24 h to reach completion.

## **2. Purification of DDM:**

2.1) After 24 h, add 120 mL of pentane to the reaction mixture (a deep, red purple solution).

2.2) Filter the solution rapidly through neutral silica gel (50-200  $\mu\text{m}$ ). It is important that the contact time of the product with the silica does **not** exceed 5 min. DDM is acid sensitive; significant decomposition will occur with longer contact time<sup>22</sup>.

2.2.1) Carry out the filtration with a medium porosity sintered glass funnel, attached to a vacuum filtration system or a fume hood vacuum system.

2.3) Transfer the filtrate and remove solvent with a rotary evaporator *in vacuo*. The resulting crude product is a deep-purple oil.

2.3.1) Wrap aluminum foil around the flask to keep light away from DDM. DDM is light sensitive.

2.4) After covering the flask with aluminum foil, store pure DDM in the freezer, sealed and under an atmosphere of inert gas.

2.5) Monitor for crystallization to occur, which usually takes 2-3 days. Remove the flask from the freezer and allow it to reach room temperature. **A further purification step is necessary.** Add 200-proof ethyl alcohol to the flask, filter and then use a rotary evaporator to remove the remaining solvent. At this point, most impurities remaining should be removed.

2.5.1) Analyze the resulting deep, reddish purple crystals of DDM by UV spectroscopy. The experimental molar absorptivity was measured to be ( $\epsilon$ ) 94.8, which matched literature values.

**Caution:** Below are the relevant health warnings and specifications of reagents for the proper and safe handling of carrying out the reaction protocol for DDM. When dealing with these substances, ensure proper PPE **at all times** and working conditions under a fume hood.

DDM: Prolonged or repeated exposure may cause allergic reactions in certain sensitive individuals <sup>23</sup>.

*p*-nitrobenzoic acid: (MSDS health rating of 2) ensure that reagent is kept away from heat. Keep away from sources of ignition. Empty containers pose a fire risk; evaporate the residue under a fume hood. Ground all equipment containing material. If ingested, seek medical advice immediately and show the container or the label. Avoid contact with skin and eyes <sup>24</sup>.

Ethyl Alcohol, 200 Proof: (MSDS health rating of 2, Health Rating of 3) Hazardous in case of skin contact, eye contact, and inhalation. Ethanol rapidly absorbs moisture from the air, and can react vigorously with oxidizers <sup>25</sup>.

Toluene: (MSDS health rating of 2, Health Rating of 3) Hazardous in case of skin contact (irritant), of eye contact (irritant), of ingestion, and of inhalation. Slightly hazardous in case of skin contact (permeator). Highly flammable <sup>26</sup>.

*o*-xylene: (MSDS health rating of 2, Health Rating of 3) possibility of developing teratogenic effects, developmental toxicity to reproductive system in males, and toxic if ingested to kidneys, liver, upper respiratory tract, skin, eyes, and central nervous system. Keep away from skin contact (irritant, permeator), eye contact (irritant), of ingestion, and inhalation. <sup>27</sup>

### 3. Preparing solution of DDM for Continuous Flow:

3.1) Rinse a 100-mL volumetric flask with ethanol.

3.2) Tare a 6-dram vial on an analytical balance, and add .1942 g of DDM into the dram vial. Add anhydrous ethanol (5 mL) to the vial in 2 to 3 increments until all the DDM goes into solution.

With a pipette, transfer the solution from the 6-dram vial into the clean 100 mL volumetric flask.

3.2.1) Carefully add ethanol until the minimum point of the meniscus aligns with the line denoted on the volumetric flask.

3.2.2) Add 1 mL of toluene, the internal standard, into the flask. The volumetric flask can now be capped and stored until both the DDM solution and *p*-nitrobenzoic acid solution are ready for the continuous flow reaction.

#### **4. Preparation of 0.1 M stock solution of *p*-nitrobenzoic acid:**

4.1) Rinse the 250-mL volumetric flask multiple times with anhydrous ethanol.

4.2) Tare a 6-dram vial on an analytical balance. Add 4.1780 g of *p*-nitrobenzoic acid into the dram vial. After adding the acid, add anhydrous ethanol (5 mL) into 2 to 3 increments to the vial until all the *p*-nitrobenzoic acid goes into solution.

4.2.1) With a pipette, transfer the solution from the 6-dram vial into the clean 250 mL volumetric flask.

4.2.2) Carefully add ethanol until the minimum point of the meniscus aligns with the line of the volumetric flask.

4.2.3) Add 1 mL of *o*-xylene, the internal standard, into the flask. The volumetric flask can now be capped and stored as needed.

#### **5. Preparation of the continuous flow reactor:**

5.1) Check that the transducer is connected to the pump controller in portal A for both ISCOs, and empty collecting beakers at the end of each exit tube to collect reaction solutions, waste, and solvent.

5.1.1) Set-up and check both ISCO 1 (*p*-nitrobenzoic acid) and ISCO 2 (DDM), as shown in Figure 9.

5.1.2) Set-up each ISCO pump with its own controller to independently control reagent streams. This allows for the flow rates to be independently adjusted as necessary.

5.2) In a separate beaker, add 400 mL of ethanol. This will be utilized to flush the reactor.

5.2.1) Turn the inlet HIP valve counter-clockwise until the valve is fully open (denoted as valve A and B, respectively). Press "Constant Flow" on the pump controller, and then "A", which denotes the inlet which the transducer is linked to the ISCO. This action prompts the user to enter the desired flow rate.

263 5.2.2) Enter a flowrate of "70", and press "Enter". When ready, hit "Refill" to communicate to  
264 the system to draw up the solution at a rate of 70 mL/min.

265  
266 5.2.3) Begin drawing the ethanol solvent through the inlet tube. Note that if the flow rate is  
267 drawing the solvent in, the flow rate on the ISCOs should read -70.000 mL/min. The solvent  
268 level in the flask will begin to decrease.

269  
270 Note: It is perfectly normal if the volume of solvent does not match the volume that is shown  
271 on the controller. Air will be partially drawn into the system as well.

272  
273 5.3) When both ISCO 1 and ISCO 2 have been completely filled and the controller indicates this  
274 by reading "Cylinder Full" and "Stopped", turn the inlet valve A and B completely closed by  
275 turning the valve fully clockwise.

276  
277 5.4) Open the outlet valve which operates similarly to the inlet valve, which is the valve leading  
278 to the reactor, by turning it counterclockwise. The outlet valve feeds through the filter, past the  
279 one-way valve, and from there past the pressure relieve valve and into the flow reactor.

280  
281 5.5) At this point, change the flow rate. The maximum total flow rate recommended on a single  
282 run should not exceed 30 mL/min.

283  
284 5.5.1) Clean each ISCO separately, running each at a flow rate of 30 mL/min.

285  
286 5.6) Press "A" on the ISCO that is currently set up to run the ethanol through the system.  
287 Change the flow rate by entering the desired flow rate of "30", "Enter", and finally "Run". This  
288 communicates to the system to run at a rate of 30 mL/min.

289  
290 Note: As the flow equilibrates, the solvent begins flowing through the system.

291  
292 5.6.1) Monitor the reactor for leakage or blockage, and that there is solvent flowing  
293 throughout the whole reactor. Once both ISCOs have been cleaned 2-3 times, the system is  
294 now ready to run the experiment.

## 295 **6. Setting up the .01 M DDM ISCO 2 pump:**

296  
297 6.1) Place the inlet feed in the 100-mL volumetric flask of DDM. Open the inlet valve B (Feed 2  
298 in Figure 9).

299  
300 6.2) Set the ISCO to a flow rate of 70 mL/min. Begin drawing the solution up until all of it is  
301 taken up into the syringe by hitting "Refill".

302  
303 6.3) Note that the volume of solution in the ISCO and the original volume of solution in the flask  
304 can be slightly different. Air is also pulled in the ISCO pump.



6.3.1) If there is leftover DDM after the ISCO has reached max volume after the uptake of solution, press "Run" to push out the air that was drawn along with the flask from the inlet. Once DDM begins pushing out, hit "Stop", and then "Refill" to begin refilling the ISCO.

6.3.2) Keep repeating these steps until all DDM has been taken up (this will be applied to *p*-nitrobenzoic acid as well).

6.3.3) Flow about 1 mL of DDM from pump. ISCO 2 pump is now ready to be run. The solvent level is in line and ready to begin flowing through the continuous flow reactor.

6.4) Close inlet valve B by turning the HIP valve clockwise until it cannot be turned further, and open the outlet valve which feeds into the continuous flow reactor by turning the valve counter clockwise until it is fully open. Transfer the 1 mL of DDM and toluene solution into a cuvette for UV-Vis analysis.

6.5) Set the flow rate to 1.42 mL/min. Do not hit "Run" until the *p*-nitrobenzoic acid ISCO 1 has been set-up by the same protocol at a flow rate of 3.58 mL/min and is ready to be run in tandem.

## 7. Setting up the .1 M *p*-nitrobenzoic acid ISCO 1 pump:

7.1) Open the inlet valve A of ISCO 1 pump, with the 250-mL volumetric flask of *p*-nitrobenzoic acid at the end of the feeding tube.

7.2) Once the feed tube is completely submerged in the volumetric flask, set the ISCO to a flow rate of 70 mL/min. Again, check to see if the flow rate on the controller reads 70.00 mL/min upon hitting "Refill".

7.3) Begin drawing the solution up until all of it is taken up into the syringe, using the same technique listed above to get all of the solution into the system.

7.4) Close the inlet valve by turning the HIP valve clockwise until it is fully closed. Open the outlet valve which feeds into the continuous flow reactor by turning the valve counter clockwise until it is fully open.

7.5) Set the flow rate to 3.58 mL/min. The total flow rate including the 1.42 mL/min of DDM will be 5.00 mL/min, for a total residence time within the reactor of approximately 11 minutes with a ratio of 10:1 *p*-nitrobenzoic acid to DDM.

## 8. Conducting the reaction in flow with 10:1 molar equivalence of *p*-nitrobenzoic acid and DDM:

8.1) Once each pump is ready with the reagent's solutions, the valves properly adjusted, and the correct flow rates have been entered, hit "Run" on both pumps. After the one-way valve pressure has equilibrated, the reagent's solutions will begin flowing into the reactor modules.

8.1.1) Monitor flow. DDM's feed enters at module 1, *p*-nitrobenzoic acid's feed into module 2, and mixing take place at module 3. The residence time is approximately 11 minutes.

8.1.2) Monitor color change (indicative of reaction progress). The color in module 2, prior to mixing, is strong pink. The color intensity decreases, it becomes fainter pink in module 3, and pale pink in module 4. The modules thereafter are colorless.

## 9. Cleaning the continuous flow reactor:

9.1) Once both runs of DDM and *p*-nitrobenzoic acid are completed, fill a beaker with 400 mL ethanol. This will be used to clean the reactor and the ISCO pumps.

9.2) Turn the inlet HIP valve counter-clockwise until the valve is fully open.

9.3) Set the flow rate to 70, press "Enter" and "Refill" to begin drawing the ethanol solvent through the inlet tube (note that if the flow rate is drawing the solvent in, the flow rate on the ISCOs should read 70 mL/min).

9.4) Once the ISCOs have been filled, the ISCOs will automatically stop, and the controller will read "Cylinder Full" and "Stopped". At this point, turn the inlet valve completely closed, by turning the valve clockwise until the HIP valve cannot be turned further.

9.5) Open the outlet valve which operates similarly to the inlet valve, by turning it counterclockwise. The outlet valve feeds through the filter, passes the one-way valve, and from there flows through the pressure relieve valve and into the flow reactor.

9.6) Adjust the flow rate to not exceed 30 mL/min.

9.7) Press "A" on the ISCO that is currently set up to run the ethanol through the system. Change the flow rate by entering the desired flow rate of "10", hit "Enter", and then hit "Run". Check the system to see there is no leakage or blockage, and that there is solvent flowing throughout the whole system.

Note: Once both ISCOs have been cleaned 2 times with ethanol and once with just air following procedures noted above, the system is now ready to run for future experiments.

## REPRESENTATIVE RESULTS

### *Batch Reaction.*

Diphenyldiazomethane was prepared according to literature<sup>28,29</sup>. The compound was crystallized from petroleum ether:ethyl acetate (100:2) and the purple crystalline solid was analyzed by <sup>1</sup>H NMR, melting point and MS. The analyses were consistent with the structure and reported literature values.

The reaction of diphenyldiazomethane (1.0 mM) with benzoic acid (10 mM) in anhydrous ethanol was carried out at 21 °C in dry ethanol. The progress of the reaction was monitored using UV-Vis spectrometry ( $\lambda_{\text{max}} = 525 \text{ nm}$ ). After 96 minutes, about 90% of the diphenyldiazomethane was consumed. The pseudo-first order rate constant was calculated to be  $0.0288 \text{ min}^{-1}$  and the resulting second rate constant to be  $0.58 \text{ mol}^{-1} \cdot \text{min}^{-1} \cdot \text{L}$ . The second-order rate constant is in agreement with literature values ( $\sim 0.7 \text{ mol}^{-1} \cdot \text{min}^{-1} \cdot \text{L}$  at 26 °C).<sup>17</sup> The reaction was then investigated with the more acidic *p*-nitrobenzoic acid. The reaction of diphenyldiazomethane (1 mM) with *p*-nitrobenzoic acid (10mM) in anhydrous ethanol was conducted at 21 °C and monitored in-situ by UV-Vis at  $\lambda = 525 \text{ nm}$  (Figure 5). UV-vis spectra were taken at 1.5 minutes intervals. Figure 6 shows a representative spectrum of the UV-absorbance of diphenyldiazomethane as a function of the progression of the reaction with *p*-nitrobenzoic acid in anhydrous ethanol.

Figures 7 and 8 show the concentration of DDM as a function of time and the pseudo-first order  $\ln(\text{Abs}/\text{Abs}_0)$  as a function of time. From the latter plot, an apparent first-rate of reaction of  $0.135 \text{ min}^{-1}$  was obtained, which corresponds to a second order rate constant of  $1.80 \text{ mol}^{-1} \cdot \text{min}^{-1} \cdot \text{L}$ . The data are consistent with reported literature values.<sup>17</sup> Importantly, the reaction reaches about 94% completion within 20 minutes (Figure 8), which is amenable to the flow reactor. The next step was to transfer the reaction to the glass flow reactor.

#### *Flow reaction.*

The schematic and photograph of the flow process used herein is shown in Figure 9. The two reactant streams are introduced into a pre-heating/cooling module (1 and 2 in Figure 9). Modules 1 and 2 allows to control the temperature of each incoming feeds. The mixing of the two reactant feeds occurs at the module 3 (Figure 9) before proceeding into three mixing modules (4, 5, & 6 in Figure 9) and two linear modules (7 & 8 in Figure 9). Each reactant stream was independently controlled and introduced via syringe pumps. The reactant solutions were each prepared with internal standards (1vol% toluene/*ortho*-xylene) to measure accurately the concentrations of reactant. The residence times of the reactions are controlled by changing the total flow rate. For example, residence times of 1 min 52 s, 3 min 44 s, and 11 min 12 s corresponded to total flow rates of 30 mL/min, 15 mL/min, and 5 mL/min.

Operationally, two stock solutions were prepared: (1) A solution of diphenyldiazomethane in anhydrous ethanol (0.02M) and (2) A solution of *p*-nitrobenzoic acid (0.1 M). Both solutions were fed into the reactor (Feeds 1 & 2 in Figure 9) at rate of 1.42 mL/min of and 3.58 mL/min respectively. Accounting for the initial concentrations of diphenyldiazomethane and *p*-nitrobenzoic and their respective flow-rate, the molar ratio of diphenyldiazomethane to *p*-nitrobenzoic acid was 1 to 10. Experimentally, the total flow rate was approximately 5 mL/min leading to a residence time of 11 minutes. Aliquots were taken as a function of time and analyzed by GC-FID (gas chromatography with flame ionization detector) and by UV-Vis spectroscopy. GC-FID analyses were used to measure the accurate concentration ratio of reagents using internal standards. Toluene was used as the internal standard (0.107 M) in the diphenyldiazomethane solution and *ortho*-xylene was present in the *p*-nitrobenzoic acid (0.072 M). The UV-Vis analyses quantitatively measured the progress of the reaction by monitoring the disappearance of

diphenyldiazomethane as a function of time (the method was established and described for the batch reaction).

The results shown in Figure 10 shows that 95% completion is reached within the 11 minutes residence time. To reach complete conversion, the residence time can be extended to 33 minutes or less. Operationally, full conversion can be obtained with slower flow rate (as shown) or by increasing residence time (additional microstructures/modules) and/or increase of temperature. However, the proof of concept shows that the reaction can successfully be conducted in flow with 95% conversion in 11 minutes.

Figure 1. Schematic of continuous flow microstructures.

Figure 2. Mixing (left) and linear (right) microstructures.

Figure 3. Reaction of diphenyldiazomethane with an acid (X-H).

Figure 4. Reaction of diphenyldiazomethane with p-nitrobenzoic acid in anhydrous ethanol.

Figure 5. Reaction of diphenyldiazomethane (1eq) with ethanol and p-nitrobenzoic acid (10 eq).

Figure 6: Absorbance as a function of wavelength for the reaction of diphenyldiazomethane with p-nitrobenzoic acid. The maximum absorbance for diphenyldiazomethane is 525 nm. Each line represents one spectra taken at different time intervals (each 1.5 min) from time = 0.

Figure 7: pseudo-first order reaction ( $\ln(\text{Abs}/\text{Abs}_0)$  vs. Time (min)) as a function of time for the reaction of diphenyldiazomethane and p-nitrobenzoic acid at 21 °C in ethanol in batch.

Figure 8: Concentration of diphenyldiazomethane as a function of time for the reaction of diphenyldiazomethane and p-nitrobenzoic acid at 21 °C in ethanol in batch.

Figure 9. Schematic of the continuous flow reactor.

Figure 10. Concentration of diphenyldiazomethane as a function of time for the reaction of diphenyldiazomethane and p-nitrobenzoic acid at 21 °C in ethanol in flow.

Figure 11. Reaction of diazoketone, tert-butyl (S)-(4-diazo-3-oxo-1-phenylbutan-2-yl) Carbamate.

## DISCUSSION

Flow chemistry has gained much attention recently with an average of about 1500 publications on the topic annually in research areas of Chemistry (29%) and Engineering (25%). Many successful processes have been conducted in flow. In numerous cases, flow chemistry was demonstrated to exhibit superior performances to batch for many applications such as the preparations of pharmaceutically active ingredients<sup>30,31</sup>, natural products<sup>32</sup>, and specialty,

high-value chemicals like high-performance polymers<sup>33-36</sup>. We leveraged and reported continuous flow processes for the preparation and reaction of diazoketone<sup>37</sup>, Meerwein-Ponndorf-Verley reduction of ketone and aldehydes to alcohols<sup>38</sup> and metal-catalyzed HOMO-Nazarov cyclization<sup>39</sup>. Especially interesting is the example of the preparation and reaction of thermally unstable and highly reactive anhydride in the reaction of diazoketone, tert-butyl (S)-(4-diazo-3-oxo-1-phenylbutan-2-yl) carbamate (Figure 11)<sup>37,40</sup>.

Because of the enhanced temperature control and mixing, the flow technology was demonstrated to be superior to batch process for the following criteria: (i) the implementation of a less expensive mixed anhydride (ii) the use of the relatively safer trimethylsilyldiazomethane than diazomethane (iii) the temperature, 4 °C in flow instead of -20 °C in batch with consistent 100% yield (iv) shortened reaction time (10 min) and (v) significant reduction in waste-stream (atomic economy).

Herein, we have provided a blueprint for the successful transfer of diphenyldiazomethane with *p*-nitrobenzoic acid reaction from batch mode to continuous flow. Our blueprint emphasizes that it is critical to conduct studies in batch mode to establish accurate reaction rate, the reaction profile as a function of time, and the optimum concentration and temperature. These parameters are essential to take into consideration prior to transferring the reaction to continuous flow technology. The design of the reactor was described in detail and was tailored to be amenable with regards to the reaction characteristics. Finally, the reaction was successfully conducted in flow and monitored qualitatively by visual observation (i.e. loss of color). Quantitative assessment of the progress of the reaction (e.g. disappearance of diphenyldiazomethane) was obtained by UV-Vis. About 94% consumption was achieved with 11 minutes residence time in flow at 21 °C.

Limitation and considerations:

The formation of solids (i.e. precipitates) during the reaction is an important parameter when considering flow processes. In those instances, one must consider: (i) modifying the protocol in batch-mode to maintain homogeneity throughout the reaction (i.e. changing reagents, solvent, temperature, etc.) or (ii) design the reactor to allow for the processing of slurries. The second option may be viable with optimization and tailored reactor design. In practice, the two most limiting factors for flow processes are (i) viscous solutions: the ability to pump viscous liquids and the resulting pressure drop are often prohibitive and (ii) using heterogeneous (solid/liquid) feeding streams. It is difficult to consistently and effectively pump fine suspensions (for example in the cases of heterogeneous catalyst). In addition, accumulation of particles in the reactor can lead to blockage, and ultimately failure.

Overall, flow chemistry has been demonstrated to be superior (to batch processes) for synthetic transformations that (i) require precise temperature control (i.e. avoid hot spot, competitive reaction, etc.) (ii) involve the formation of highly reactive or unstable intermediates, or (iii) require enhanced mixing with multi-liquid phases for example. The resulting increase of product quality and reproducibility (via enhanced and precise control of the process parameters) is impactful both from an environmental and a financial standpoint.

Flow technology may not be the universal solution but can open new avenues for chemical pathways that were deemed not viable in batch (i.e. too reactive or too unstable intermediates) as well as provide process optimization in terms of energy consumption, atom economy and downstream-purification. To conclude, it is a powerful tool to effectively conduct multi-step processes for high-value added chemicals.

## ACKNOWLEDGEMENTS

We would like to thank Corning for the gift of the glass flow reactor.

## DISCLOSURES

None of the authors within this protocol have any competing financial interests or conflict of interest.

## REFERENCES:

- (1) Jimenez-Gonzalez, C. *et al.* Key Green Engineering Research Areas for Sustainable Manufacturing: A Perspective from Pharmaceutical and Fine Chemicals Manufacturers. *Org Process Res Dev*, **15** (4), 900-911, doi:10.1021/Op100327d (2011).
- (2) Constable, D. J. C. *et al.* Key green chemistry research areas - a perspective from pharmaceutical manufacturers. *Green Chem*, **9** (5), 411-420, doi:10.1039/B703488c (2007).
- (3) Plutschack, M. B.; Pieber, B.; Gilmore, K.; Seeberger, P. H. The Hitchhiker's Guide to Flow Chemistry. *Chem Rev*. doi:10.1021/acs.chemrev.7b00183 (2017).
- (4) Dallinger, D.; Kappe, C. O. Why flow means green – Evaluating the merits of continuous processing in the context of sustainability. *Curr Opin Green Sustain Chem*, **7**, 6-12, doi:10.1016/j.cogsc.2017.06.003 (2017).
- (5) Movsisyan, M. *et al.* Taming hazardous chemistry by continuous flow technology. *Chem Soc Rev*, **45** (18), 4892-4928, doi:10.1039/c5cs00902b (2016).
- (6) Hessel, V.; Ley, S. V. Flow Chemistry in Europe. *J Flow Chem*, **6** (3), 135-135, doi:10.1556/1846.2016.22222 (2016).
- (7) Mascia, S. *et al.* End-to-End Continuous Manufacturing of Pharmaceuticals: Integrated Synthesis, Purification, and Final Dosage Formation. *Angew Chem Int Edit*, **52** (47), 12359-12363, doi:10.1002/anie.201305429 (2013).
- (8) Newman, S. G.; Jensen, K. F. The role of flow in green chemistry and engineering. *Green Chem*, **15** (6), 1456-1472, doi:10.1039/c3gc40374b (2013).
- (9) Watts, P.; Haswell, S. J. The application of micro reactors for organic synthesis. *Chem Soc Rev*, **34** (3), 235-246, doi:10.1039/b313866f (2005).

- (10) Wiles, C.; Watts, P. Continuous flow reactors: a perspective. *Green Chem*, **14** (1), 38-54, doi:10.1039/c1gc16022b (2012).
- (11) Roberge, D. M. *et al.* Microreactor technology and continuous processes in the fine chemical and pharmaceutical industry: Is the revolution underway? *Org Process Res Dev*, **12** (5), 905-910, doi:10.1021/op8001273 (2008).
- (12) Degennaro, L.; Carlucci, C.; De Angelis, S.; Luisi, R. Flow Technology for Organometallic-Mediated Synthesis. *J Flow Chem*, **6** (3), 136-166, doi:10.1556/1846.2016.00014 (2016).
- (13) Roberts, J. D.; Watanabe, W. The Kinetics and Mechanism of the Acid-Catalyzed Reaction of Diphenyldiazomethane with Ethyl Alcohol. *J Am Chem Soc*, **72** (11), 4869-4879, doi:10.1021/ja01167a007 (1950).
- (14) Roberts, J. D.; Watanabe, W.; McMahon, R. E. The Kinetics and Mechanism of the Reaction of Diphenyldiazomethane and Benzoic Acid in Ethanol. *J Am Chem Soc*, **73** (2), 760-765, doi:10.1021/ja01146a078 (1951).
- (15) Roberts, J. D.; Watanabe, W.; McMahon, R. E. The Kinetics and Mechanism of the Reaction of Diphenyldiazomethane with 2,4-Dinitrophenol in Ethanol. *J Am Chem Soc*, **73** (6), 2521-2523, doi:10.1021/ja01150a030 (1951).
- (16) Roberts, J. D.; Regan, C. M. Kinetics and Some Hydrogen Isotope Effects of the Reaction of Diphenyldiazomethane with Acetic Acid in Ethanol. *J Am Chem Soc*, **74** (14), 3695-3696, doi:10.1021/ja01134a510 (1952).
- (17) Oferrall, R. A.; Kwok, W. K.; Miller, S. I. Medium Effects Isotope Rate Factors + Mechanism of Reaction of Diphenyldiazomethane with Carboxylic Acids in Solvents Ethanol + Toluene. *J Am Chem Soc*, **86** (24), 5553-&, doi:10.1021/ja01078a031 (1964).
- (18) Material Safety Data Sheet: Benzophenone Hydrazone, Aldrich, S. Safety Data Sheet: Benzophenone Hydrazone Ed.^Eds.; Sigma-Aldrich Corporation: Saint Louis, Missouri **4.2**, 3-6 (2014).
- (19) Material Safety Data Sheet: Manganese dioxide MSDS, Lab, S.; 10/09/2015 ed. Material Safety Data Sheet: Manganese dioxide MSDS Ed.^Eds.; Science Lab Chemicals & Laboratory Equipment: Houston, Texas (2005).
- (20), Material Safety Data Sheet: Potassium phosphate dibasic MSDS, Lab, S.; 10/09/2005 ed. Material Safety Data Sheet: Potassium phosphate dibasic MSDS Ed.^Eds.; Science Lab Chemicals & Laboratory Equipment: Houston, Texas, 2005, 1-5 (2005).
- (21) Material Safety Data Sheet: Methylene Chloride MSDS, Lab, S.; 10/10/2005 ed. Material Safety Data Sheet: Methylene Chloride MSDS Ed.^Eds. 2005, 3-5 (2005).

- (22) Smith, L. I. H., K. L. Diphenyldiazomethane *Org. Synth.* **3** ( 351) (1955).
- (23) Material Safety Data Sheet, Capot Chemical Co., L. Material Safety Data Sheet Ed.^Eds.; Capot Chem: September 7, 2010; Vol. 2017, diphenyldiazomethane safety sheet (2010).
- (24) Material Safety Data Sheet: P-nitrobenzoic acid MSDS, Lab, S. Material Safety Data Sheet: P-nitrobenzoic acid MSDS Ed.^Eds.; Science Lab: Houston, Texas, 3-5 (2005).
- (25) Material Safety Data Sheet Ethyl Alcohol 200 proof MSDS, Lab, S.; 10/09/2005 ed. Material Safety Data Sheet Ethyl Alcohol 200 proof MSDS Ed.^Eds.; Science Lab Chemicals & Laboratory Equipment: Houston, Texas (2005).
- (26) Material Safety Data Sheet Toluene MSDS, Lab, S.; 10/10/2005 ed. Material Safety Data Sheet Toluene MSDS Ed.^Eds.; Science Lab Chemicals & Laboratory Equipment: Houston, Texas, 2005, 4-5 (2005).
- (27) Material Safety Data Sheet o-Xylene MSDS, Lab, S.; 10/11/2005 ed. Material Safety Data Sheet o-Xylene MSDS Ed.^Eds.; Science Lab Chemicals & Laboratory Equipment: Houston, Texas, 2005, 3-5 (2005).
- (28) Jian Zheng. *et al.* Cross-Coupling between Difluorocarbene and Carbene-Derived Intermediates Generated from Diazocompounds for the Synthesis of gem-Difluoroolefins. *Organic Letters*, **17**, 6150-6153, doi:10.1021/acs.orglett.5b03159 (2015).
- (29) Reimlinger, H. 1,5-Dipolar cyclizations, I. Definition and contributions to the Imidazide/Tetrazole tautomerism. *Chem. Ber.*, **103**, 1900, (1970)
- (30) Baumann, M.; Garcia, A. M. R.; Baxendale, I. R. Flow synthesis of ethyl isocyanoacetate enabling the telescoped synthesis of 1,2,4-triazoles and pyrrolo-[1,2-c] pyrimidines. *Org Biomol Chem*, **13** (14), 4231-4239, doi:10.1039/c5ob00245a (2015).
- (31) Baumann, M.; Baxendale, I. R. The synthesis of active pharmaceutical ingredients (APIs) using continuous flow chemistry. *Beilstein J Org Chem*, **11**, 1194-1219, doi:10.3762/bjoc.11.134 (2015).
- (32) Pastre, J. C.; Browne, D. L.; Ley, S. V. Flow chemistry syntheses of natural products. *Chem Soc Rev*, **42** (23), 8849-8869, doi:10.1039/c3cs60246j (2013).
- (33) Pirotte, G. *et al.* Continuous Flow Polymer Synthesis toward Reproducible Large-Scale Production for Efficient Bulk Heterojunction Organic Solar Cells. *Chemsuschem*, **8** (19), 3228-3233, doi:10.1002/cssc.201500850 (2015).



- (34) Kumar, A. *et al.* Continuous-Flow Synthesis of Regioregular Poly(3-Hexylthiophene): Ultrafast Polymerization with High Throughput and Low Polydispersity Index. *J Flow Chem*, **4** (4), 206-210, doi:10.1556/Jfc-D-14-00009 (2014).
- (35) Helgesen, M. *et al.* Making Ends Meet: Flow Synthesis as the Answer to Reproducible High-Performance Conjugated Polymers on the Scale that Roll-to-Roll Processing Demands. *Adv Energy Mater*, **5** (9), 1401996, doi:10.1002/aenm.201401996 (2015).
- (36) Grenier, F. *et al.* Electroactive and Photoactive Poly[Isoindigo-alt-EDOT] Synthesized Using Direct (Hetero)Arylation Polymerization in Batch and in Continuous Flow. *Chem Mater*, **27** (6), 2137-2143, doi:10.1021/acs.chemmater.5b00083 (2015).
- (37) Pollet, P. *et al.* Production of (S)-1-Benzyl-3-diazo-2-oxopropylcarbamic Acid tert-Butyl Ester, a Diazoketone Pharmaceutical Intermediate, Employing a Small Scale Continuous Reactor. *Ind Eng Chem Res*, **48** (15), 7032-7036, doi:10.1021/ie801885y (2009).
- (38) Flack, K. *et al.* Al(OtBu)<sub>3</sub> as an Effective Catalyst for the Enhancement of Meerwein-Ponndorf-Verley (MPV) Reductions. *Org Process Res Dev*, **16** (7), 1301-1306, doi:10.1021/op300106v (2012).
- (39) Aponte-Guzman, J. *et al.* A Tandem, Bicatalytic Continuous Flow Cyclopropanation-Homo-Nazarov-Type Cyclization. *Ind Eng Chem Res*, **54** (39), 9550-9558, doi:10.1021/acs.iecr.5b02715 (2015).
- (40) Liotta, C. L. *et al.* Synthetic Transformations Employing Continuous Flow, In *ACS- Fall 2013 Synthetic Transformations Employing Continuous Flow Ed.* (2013).

Figure 1. Schematic of continuous flow microstructures.

[Click here to download Figure Figure 1.jpg](#)

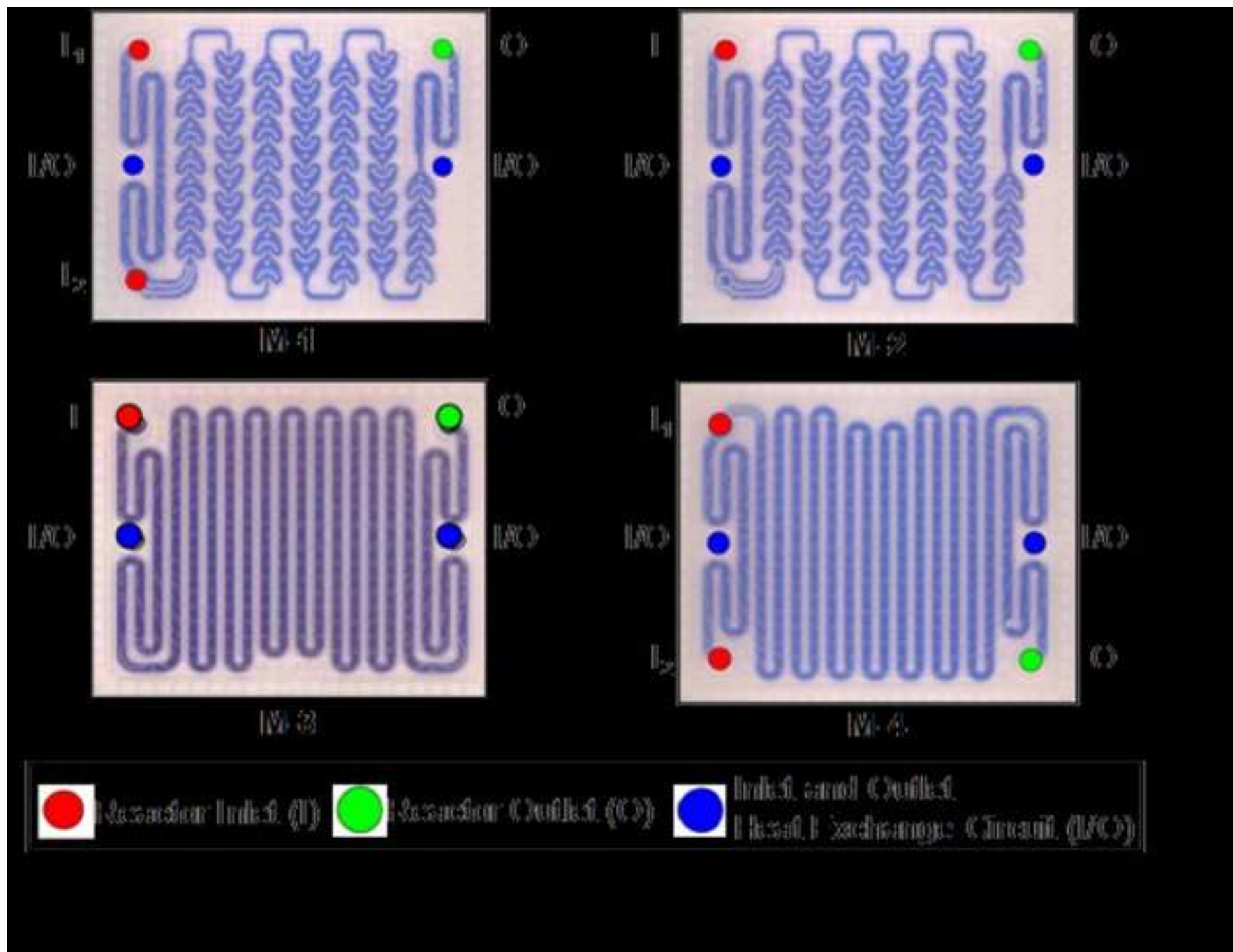


Figure 2. Mixing (left) and linear (right) microstructures.

[Click here to download Figure Figure 2.jpg](#)

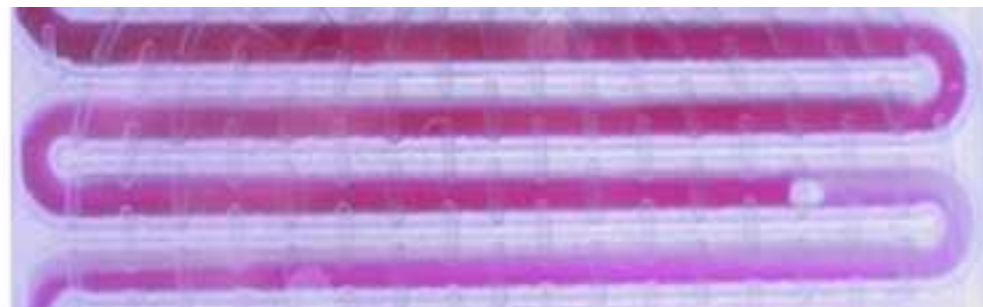


Figure 3. Reaction of diphenyldiazomethane with an acid (X-H).

[Click here to download Figure Figure 3.jpg](#)

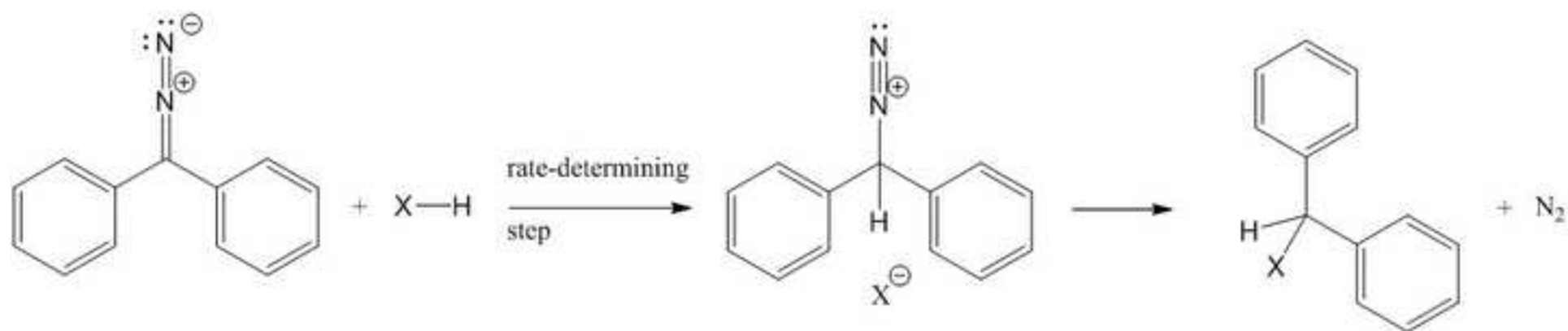


Figure 4. Reaction of diphenyldiazomethane with p-nitrobenzoic acid in anhydrous ethanol.

[Click here to download Figure Figure 4.jpg](#)

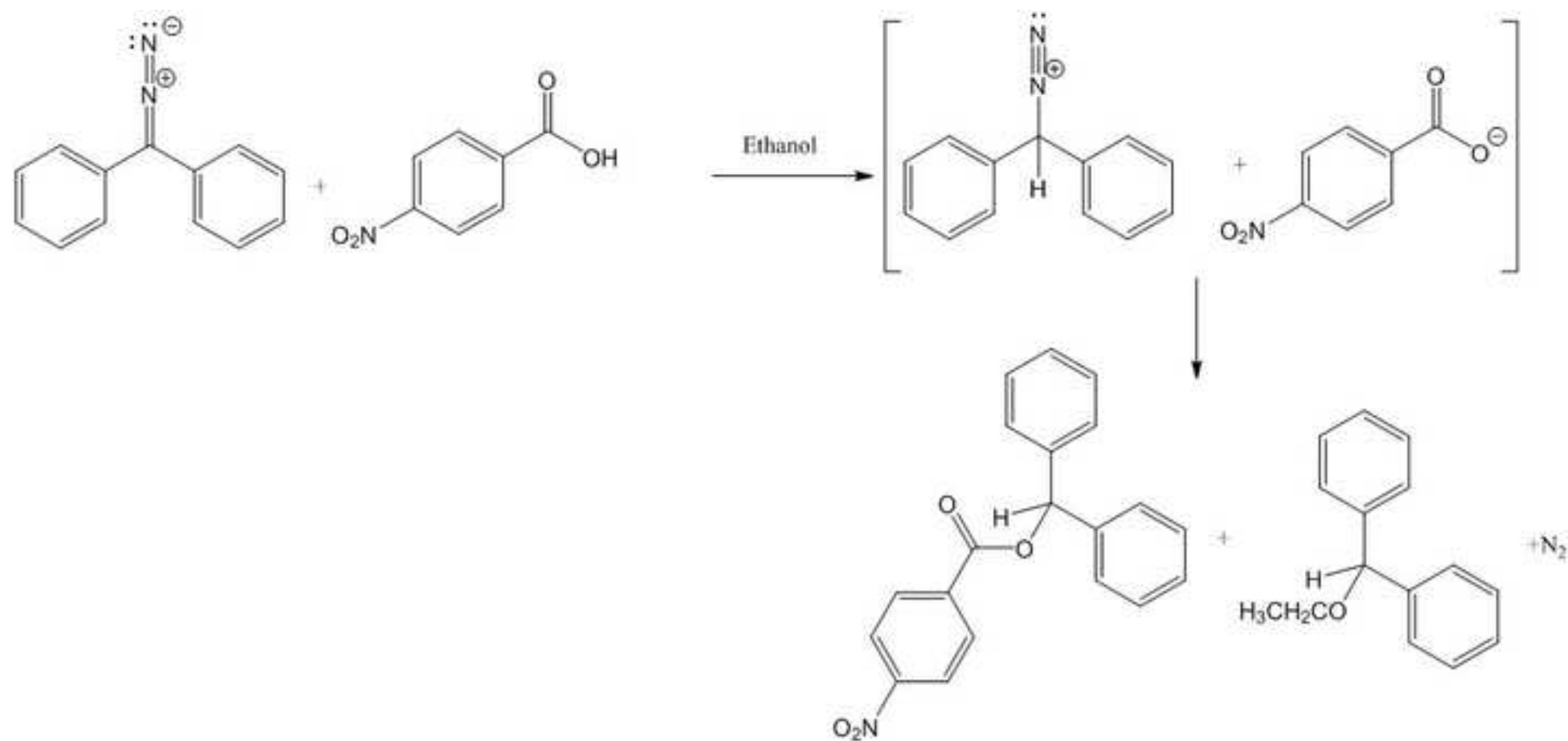


Figure 5. Reaction of diphenyldiazomethane (1eq) with ethanol and p-nitrobenzoic acid (10 eq).

[Click here to download Figure Figure 5.jpg](#)

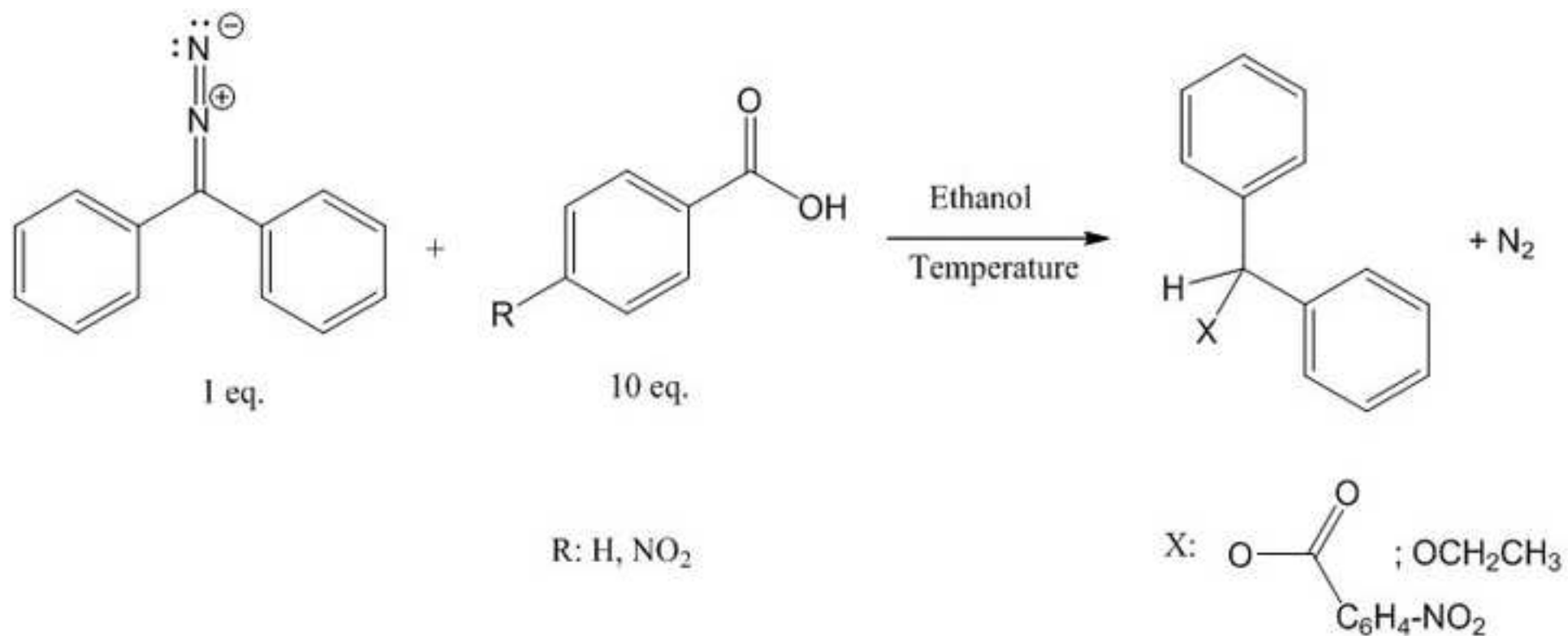


Figure 6: Absorbance as a function of wavelength for the reaction of diphenyldiazomethane with p-nitrobenzoic acid. The maximum absorbance for

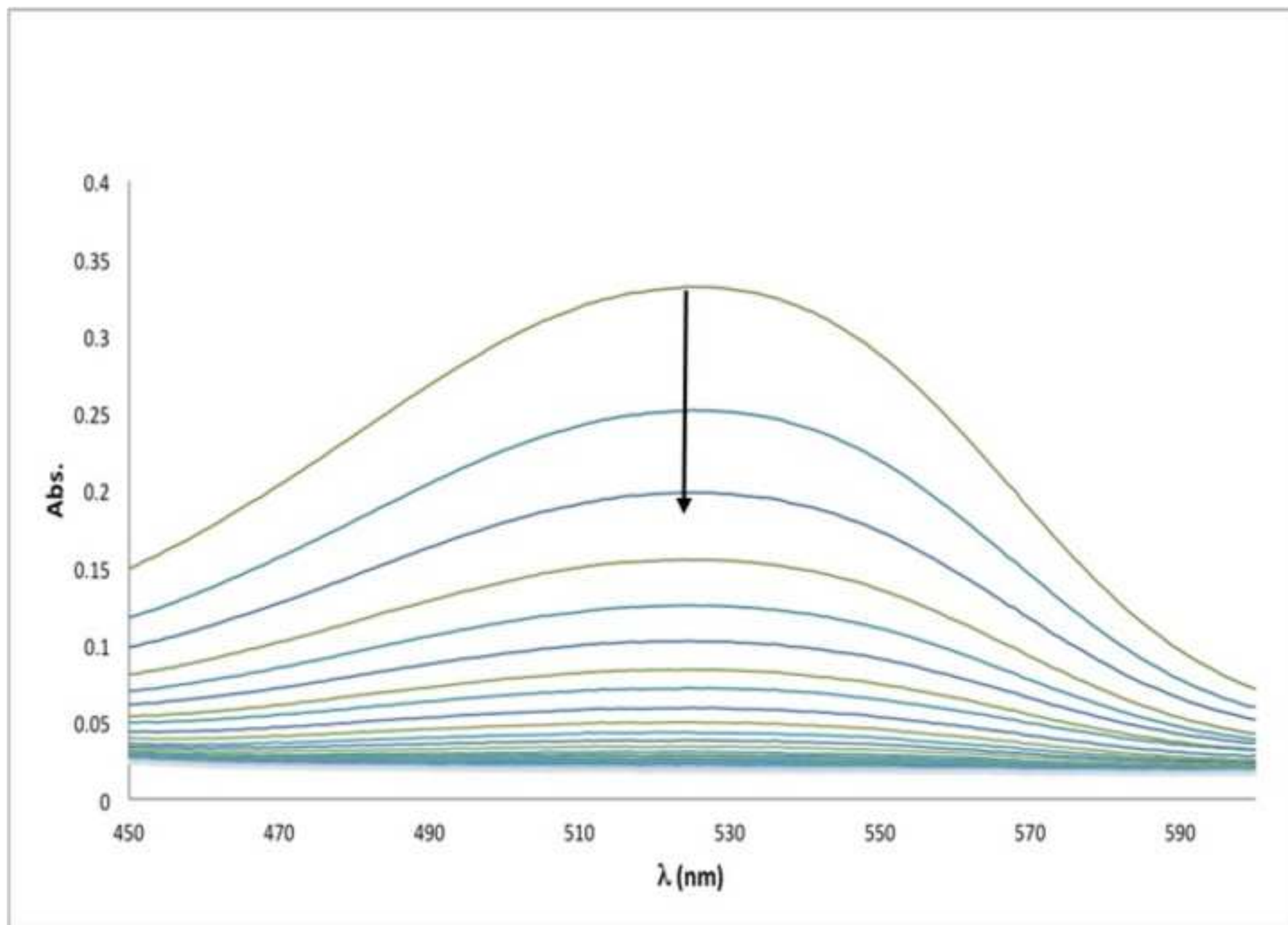


Figure 7. Pseudo-first order reaction ( $\ln(\text{Abs}/\text{Abs}_0)$  vs. Time (min)).

[Click here to download Figure Figure 7.jpg](#)

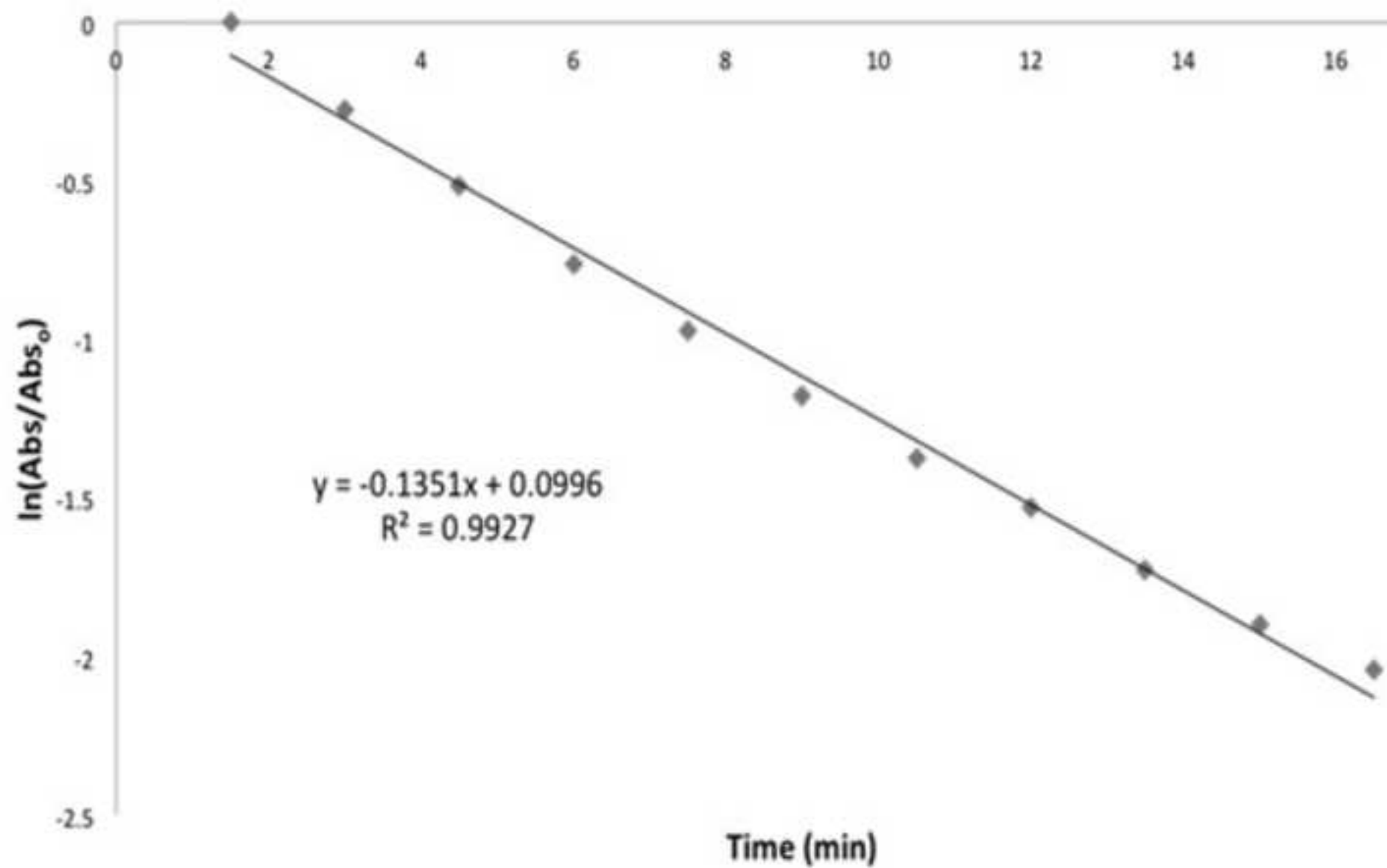




Figure 8: Concentration of diphenyldiazomethane as a function of time for the reaction of diphenyldiazomethane and p-nitrobenzoic acid at 21oC in ethanol in batch.

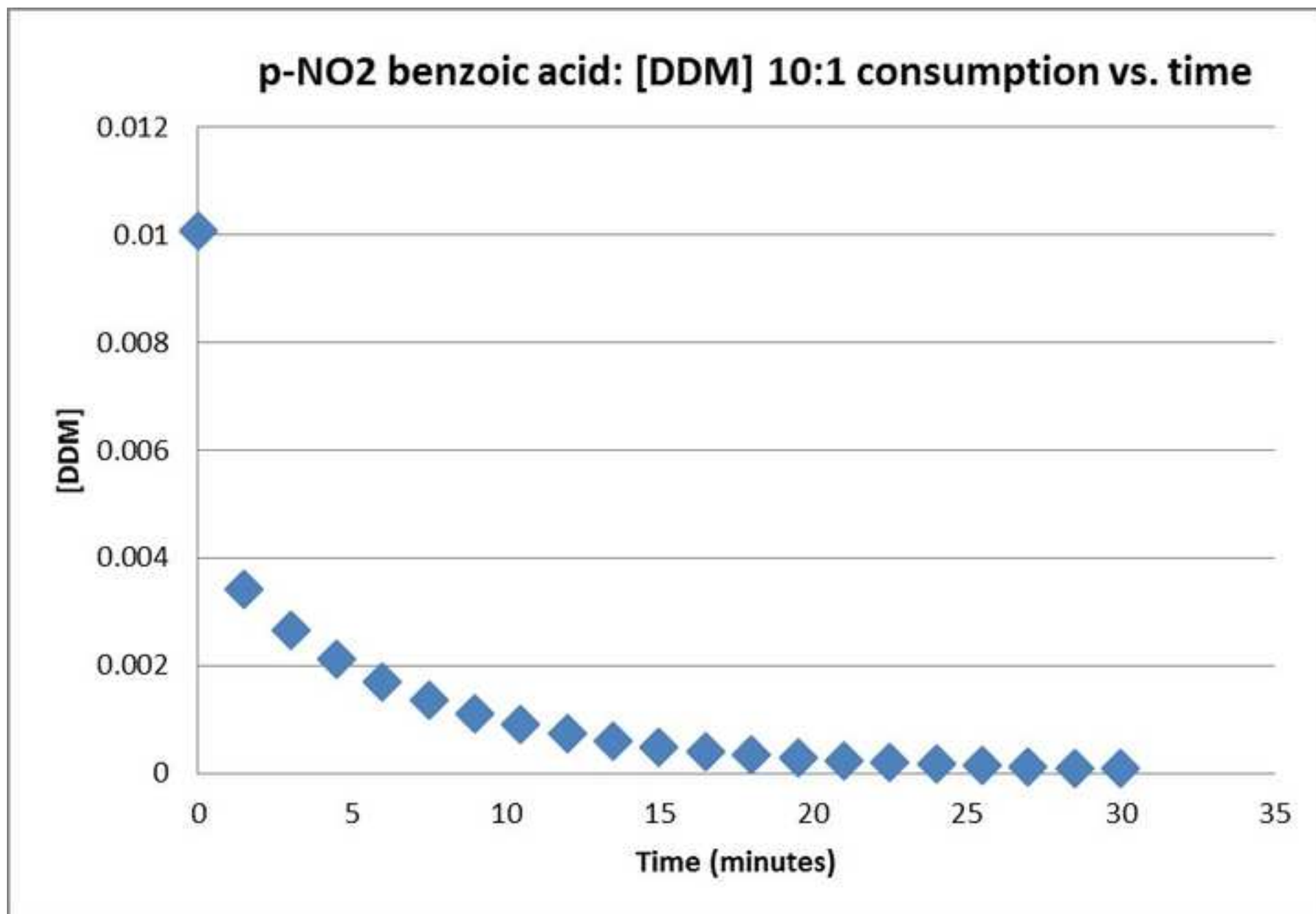


Figure 9. Schematic and picture of the continuous flow reactor.

[Click here to download Figure Figure 9-r.jpg](#)


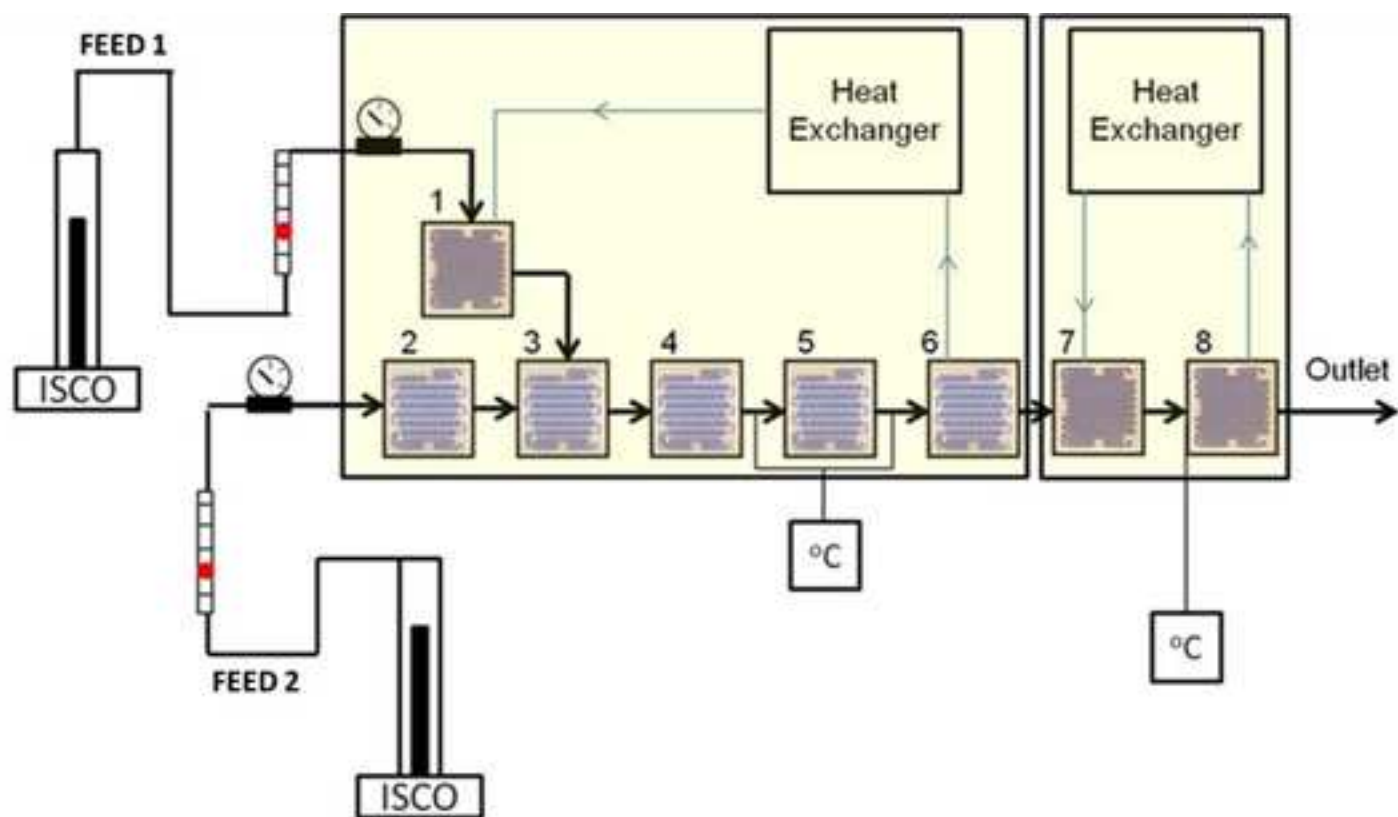
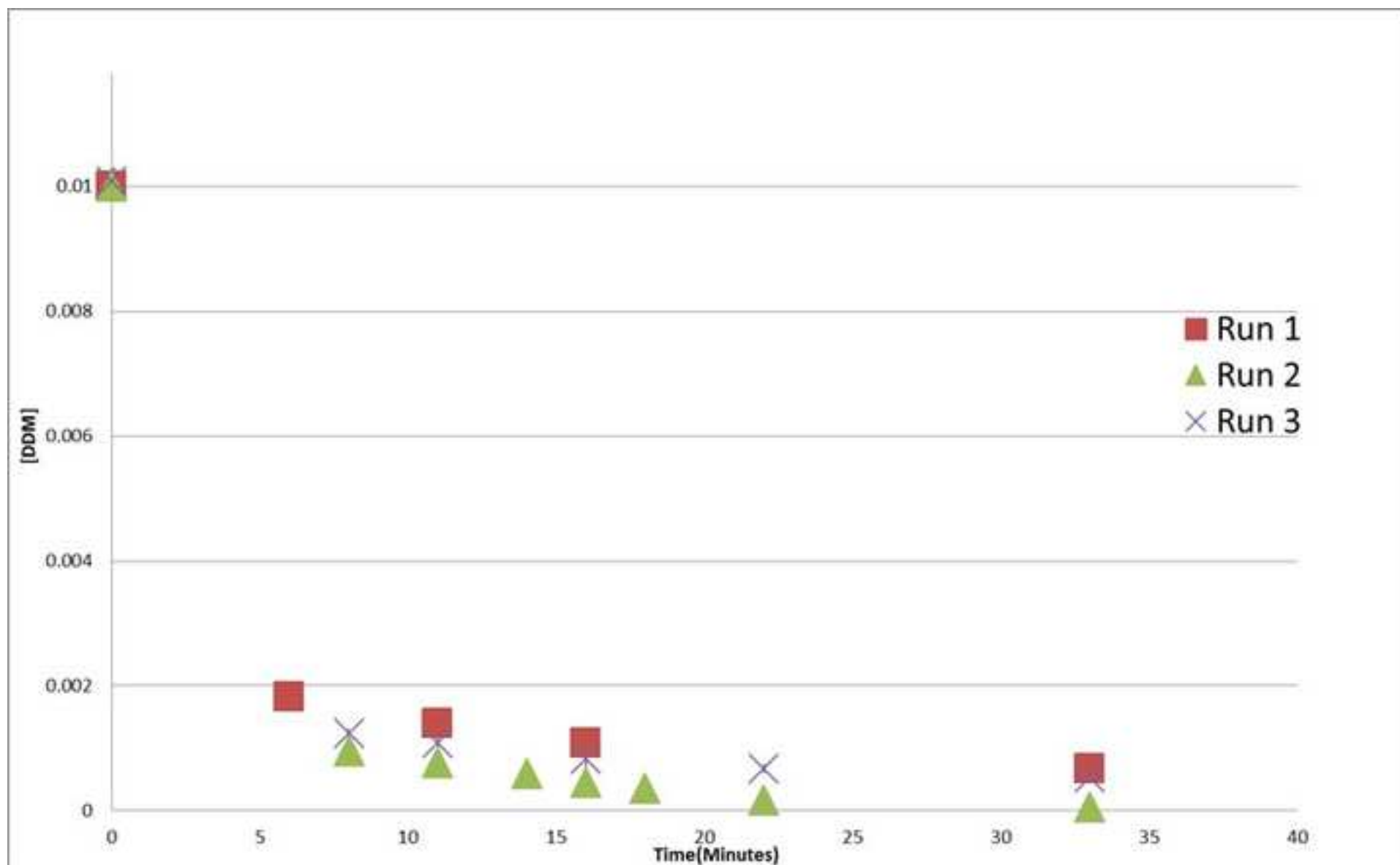
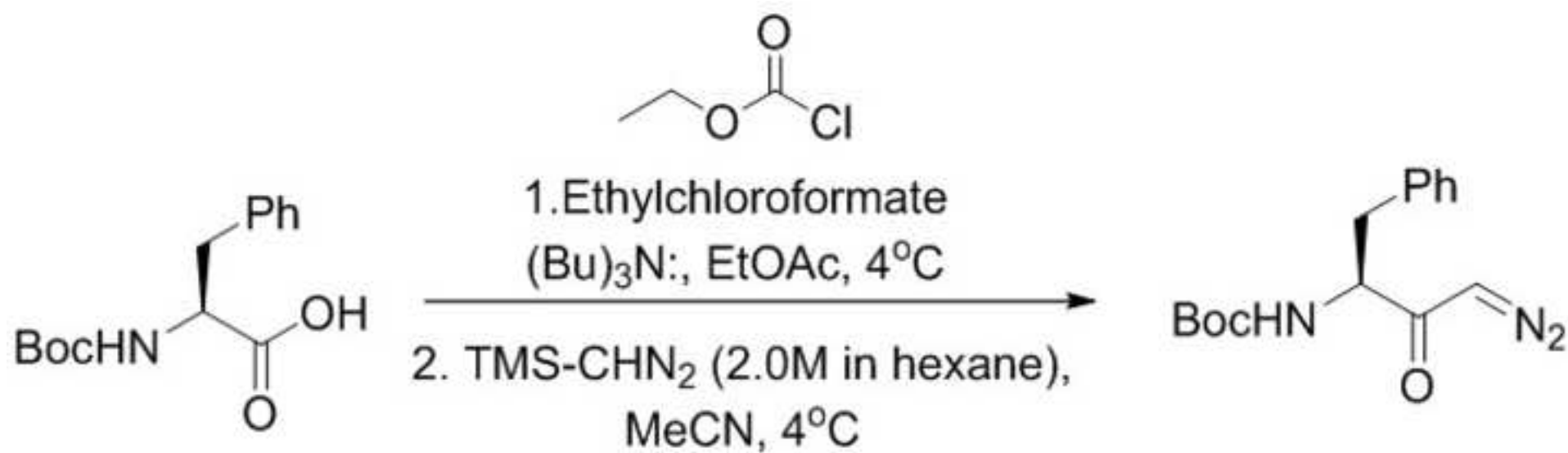


Figure 10. Concentration of diphenyldiazomethane as a function of time for the reaction of diphenyldiazomethane and p-nitrobenzoic acid at 21°C in ethanol in flow.





Thermometer
Benzophenone hydrazone
Activated MnO <sub>2</sub>
Dibasic KH <sub>2</sub> PO <sub>4</sub>
Dichloromethane (DCM)
Rotovap
Bump trap
Neutral Silica Gel (50-200 mM)
Inert Argon Gas
Medium Porosity Sintered Funnel Glass Filter
Aluminum Foil
<i>Para</i> -NO <sub>2</sub> benzoic acid
Pure ethyl alcohol (200 proof)
Toluene
<i>Ortho</i> -xylene
Diphenyl diazo methane
Corning reactor
Stop watch
Analytical balance
Dram vials
Micropipettes
Glass pipettes
GC-MS
GC vials
Beakers
Syringe pumps
Relief valve
One-way valves
Two-way straight valves

HB-USA/ Enviro-safe
Sigma-Aldrich
Fluka
Sigma-Aldrich
Alfa Aesar
Büchi
Chemglass
Acros Organic/ Sorbent Technology
Airgas
Sigma-Aldrich
Reynolds Wrap
Sigma-Aldrich
Sigma-Aldrich
Sigma-Aldrich
Sigma-Aldrich
Produced in-house
Corning Proprietary
Traceable Calibration Control Company
Denver Instruments
VWR
Eppendorf
VWR
Shimadzu GC
VWR
Pyrex
Sigma Aldrich
Swagelok
Nupro
HiP

Any other instrument scientific company provider works
Store at 2-8 °C, 96% purity
≥ 90% purity, harmful if inhaled or swallowed. Refer to MSDS for more safety precautions
Serious eye damage, respiratory irritant. Refer to MSDS for more safety precautions
≥ 99.7% purity, argon packed
accessory parts include Welch self-cleaning dry vacuum model 2027, and Neuberger KNP dry ice trap
Any other instrument scientific company provider works
Respiratory irritant if inhaled, refer to MSDS for more safety precautions
Always ensure proper regulator is in place before using
Any other instrument scientific company provider works
Any other company works. Used to prevent photolytic damage towards DDM
Skin contact irritant, eye irritant, respiratory irritant. Refer to MSDS for more safety precautions
≥ 99.5% purity, anhydrous. Highly flammable
≥ 99.8% purity, anhydrous. Skin permeator, flammable
99% purity, anhydrous. Toxic to organs and CNS. Adhere to specifications dictated within MSDS
Respiratory irritant, refer to MSDS for more safety precautions
Manufactured in 2009. model number MR 09-083-1A
Any other company that provides monitoring with laboratory grade accreditation works
Model M-2201, or any analytical balance that has sub-milligram capabilities
2 dram, 4 dram, and 6 dram vials
2-20 µL and 100-1000 µL micropipettes work
Any other instrument scientific company provider works
Software associated: GC Real Time Analysis
Any other providing company works
500 mL beakers
Teledyne Isco Model 500D
Spring loaded relieve valve
10 psi grade
15,000 psi grade





1 Alewife Center #200  
Cambridge, MA 02140  
tel. 617.945.9051  
www.jove.com

## ARTICLE AND VIDEO LICENSE AGREEMENT

Title of Article:

CONTINUOUS FLOW CHEMISTRY: REACTION OF DIPHENYLDIAZOMETHANE WITH p-NITROBENZOIC ACID

Author(s):

Aw, A.; Fritz, M.; Napoline, J.W.; Pollet, P.; Liotta, C.L.

Item 1 (check one box): The Author elects to have the Materials be made available (as described at

<http://www.jove.com/author>) via: ☒ Standard Access ☐ Open Access

Item 2 (check one box):

- ☒ The Author is NOT a United States government employee.
- ☐ The Author is a United States government employee and the Materials were prepared in the course of his or her duties as a United States government employee.
- ☐ The Author is a United States government employee but the Materials were NOT prepared in the course of his or her duties as a United States government employee.

### ARTICLE AND VIDEO LICENSE AGREEMENT

1. **Defined Terms.** As used in this Article and Video License Agreement, the following terms shall have the following meanings: "**Agreement**" means this Article and Video License Agreement; "**Article**" means the article specified on the last page of this Agreement, including any associated materials such as texts, figures, tables, artwork, abstracts, or summaries contained therein; "**Author**" means the author who is a signatory to this Agreement; "**Collective Work**" means a work, such as a periodical issue, anthology or encyclopedia, in which the Materials in their entirety in unmodified form, along with a number of other contributions, constituting separate and independent works in themselves, are assembled into a collective whole; "**CRC License**" means the Creative Commons Attribution-Non Commercial-No Derivs 3.0 Unported Agreement, the terms and conditions of which can be found at: <http://creativecommons.org/licenses/by-nc-nd/3.0/legalcode>; "**Derivative Work**" means a work based upon the Materials or upon the Materials and other pre-existing works, such as a translation, musical arrangement, dramatization, fictionalization, motion picture version, sound recording, art reproduction, abridgment, condensation, or any other form in which the Materials may be recast, transformed, or adapted; "**Institution**" means the institution, listed on the last page of this Agreement, by which the Author was employed at the time of the creation of the Materials; "**JoVE**" means MyJoVE Corporation, a Massachusetts corporation and the publisher of *The Journal of Visualized Experiments*; "**Materials**" means the Article and / or the Video; "**Parties**" means the Author and JoVE; "**Video**" means any video(s) made by the Author, alone or in conjunction with any other parties, or by JoVE or its affiliates or agents, individually or in collaboration with the Author or any other parties, incorporating all or any portion of the Article, and in which the Author may or may not appear.

2. **Background.** The Author, who is the author of the Article, in order to ensure the dissemination and protection of the Article, desires to have the JoVE publish the Article and create and transmit videos based on the Article. In furtherance of such goals, the Parties desire to memorialize in this Agreement the respective rights of each Party in and to the Article and the Video.

3. **Grant of Rights in Article.** In consideration of JoVE agreeing to publish the Article, the Author hereby grants to JoVE, subject to **Sections 4 and 7** below, the exclusive, royalty-free, perpetual (for the full term of copyright in the Article, including any extensions thereto) license (a) to publish, reproduce, distribute, display and store the Article in all forms, formats and media whether now known or hereafter developed (including without limitation in print, digital and electronic form) throughout the world, (b) to translate the Article into other languages, create adaptations, summaries or extracts of the Article or other Derivative Works (including, without limitation, the Video) or Collective Works based on all or any portion of the Article and exercise all of the rights set forth in (a) above in such translations, adaptations, summaries, extracts, Derivative Works or Collective Works and (c) to license others to do any or all of the above. The foregoing rights may be exercised in all media and formats, whether now known or hereafter devised, and include the right to make such modifications as are technically necessary to exercise the rights in other media and formats. If the "Open Access" box has been checked in **Item 1** above, JoVE and the Author hereby grant to the public all such rights in the Article as provided in, but subject to all limitations and requirements set forth in, the CRC License.



## ARTICLE AND VIDEO LICENSE AGREEMENT

4. **Retention of Rights in Article.** Notwithstanding the exclusive license granted to JoVE in **Section 3** above, the Author shall, with respect to the Article, retain the non-exclusive right to use all or part of the Article for the non-commercial purpose of giving lectures, presentations or teaching classes, and to post a copy of the Article on the Institution's website or the Author's personal website, in each case provided that a link to the Article on the JoVE website is provided and notice of JoVE's copyright in the Article is included. All non-copyright intellectual property rights in and to the Article, such as patent rights, shall remain with the Author.

5. **Grant of Rights in Video – Standard Access.** This **Section 5** applies if the "Standard Access" box has been checked in **Item 1** above or if no box has been checked in **Item 1** above. In consideration of JoVE agreeing to produce, display or otherwise assist with the Video, the Author hereby acknowledges and agrees that, Subject to **Section 7** below, JoVE is and shall be the sole and exclusive owner of all rights of any nature, including, without limitation, all copyrights, in and to the Video. To the extent that, by law, the Author is deemed, now or at any time in the future, to have any rights of any nature in or to the Video, the Author hereby disclaims all such rights and transfers all such rights to JoVE.

6. **Grant of Rights in Video – Open Access.** This **Section 6** applies only if the "Open Access" box has been checked in **Item 1** above. In consideration of JoVE agreeing to produce, display or otherwise assist with the Video, the Author hereby grants to JoVE, subject to **Section 7** below, the exclusive, royalty-free, perpetual (for the full term of copyright in the Article, including any extensions thereto) license (a) to publish, reproduce, distribute, display and store the Video in all forms, formats and media whether now known or hereafter developed (including without limitation in print, digital and electronic form) throughout the world, (b) to translate the Video into other languages, create adaptations, summaries or extracts of the Video or other Derivative Works or Collective Works based on all or any portion of the Video and exercise all of the rights set forth in (a) above in such translations, adaptations, summaries, extracts, Derivative Works or Collective Works and (c) to license others to do any or all of the above. The foregoing rights may be exercised in all media and formats, whether now known or hereafter devised, and include the right to make such modifications as are technically necessary to exercise the rights in other media and formats. For any Video to which this Section 6 is applicable, JoVE and the Author hereby grant to the public all such rights in the Video as provided in, but subject to all limitations and requirements set forth in, the CRC License.

7. **Government Employees.** If the Author is a United States government employee and the Article was prepared in the course of his or her duties as a United States government employee, as indicated in **Item 2** above, and any of the licenses or grants granted by the Author hereunder exceed the scope of the 17 U.S.C. 403, then the rights granted hereunder shall be limited to the maximum rights permitted under such

statute. In such case, all provisions contained herein that are not in conflict with such statute shall remain in full force and effect, and all provisions contained herein that do so conflict shall be deemed to be amended so as to provide to JoVE the maximum rights permissible within such statute.

8. **Likeness, Privacy, Personality.** The Author hereby grants JoVE the right to use the Author's name, voice, likeness, picture, photograph, image, biography and performance in any way, commercial or otherwise, in connection with the Materials and the sale, promotion and distribution thereof. The Author hereby waives any and all rights he or she may have, relating to his or her appearance in the Video or otherwise relating to the Materials, under all applicable privacy, likeness, personality or similar laws.

9. **Author Warranties.** The Author represents and warrants that the Article is original, that it has not been published, that the copyright interest is owned by the Author (or, if more than one author is listed at the beginning of this Agreement, by such authors collectively) and has not been assigned, licensed, or otherwise transferred to any other party. The Author represents and warrants that the author(s) listed at the top of this Agreement are the only authors of the Materials. If more than one author is listed at the top of this Agreement and if any such author has not entered into a separate Article and Video License Agreement with JoVE relating to the Materials, the Author represents and warrants that the Author has been authorized by each of the other such authors to execute this Agreement on his or her behalf and to bind him or her with respect to the terms of this Agreement as if each of them had been a party hereto as an Author. The Author warrants that the use, reproduction, distribution, public or private performance or display, and/or modification of all or any portion of the Materials does not and will not violate, infringe and/or misappropriate the patent, trademark, intellectual property or other rights of any third party. The Author represents and warrants that it has and will continue to comply with all government, institutional and other regulations, including, without limitation all institutional, laboratory, hospital, ethical, human and animal treatment, privacy, and all other rules, regulations, laws, procedures or guidelines, applicable to the Materials, and that all research involving human and animal subjects has been approved by the Author's relevant institutional review board.

10. **JoVE Discretion.** If the Author requests the assistance of JoVE in producing the Video in the Author's facility, the Author shall ensure that the presence of JoVE employees, agents or independent contractors is in accordance with the relevant regulations of the Author's institution. If more than one author is listed at the beginning of this Agreement, JoVE may, in its sole discretion, elect not take any action with respect to the Article until such time as it has received complete, executed Article and Video License Agreements from each such author. JoVE reserves the right, in its absolute and sole discretion and without giving any reason therefore, to accept or decline any work submitted to JoVE. JoVE and its employees, agents and independent contractors shall have



## ARTICLE AND VIDEO LICENSE AGREEMENT

full, unfettered access to the facilities of the Author or of the Author's institution as necessary to make the Video, whether actually published or not. JoVE has sole discretion as to the method of making and publishing the Materials, including, without limitation, to all decisions regarding editing, lighting, filming, timing of publication, if any, length, quality, content and the like.

11. **Indemnification.** The Author agrees to indemnify JoVE and/or its successors and assigns from and against any and all claims, costs, and expenses, including attorney's fees, arising out of any breach of any warranty or other representations contained herein. The Author further agrees to indemnify and hold harmless JoVE from and against any and all claims, costs, and expenses, including attorney's fees, resulting from the breach by the Author of any representation or warranty contained herein or from allegations or instances of violation of intellectual property rights, damage to the Author's or the Author's institution's facilities, fraud, libel, defamation, research, equipment, experiments, property damage, personal injury, violations of institutional, laboratory, hospital, ethical, human and animal treatment, privacy or other rules, regulations, laws, procedures or guidelines, liabilities and other losses or damages related in any way to the submission of work to JoVE, making of videos by JoVE, or publication in JoVE or elsewhere by JoVE. The Author shall be responsible for, and shall hold JoVE harmless from, damages caused by lack of sterilization, lack of cleanliness or by contamination due to the making of a video by JoVE its employees, agents or independent contractors. All sterilization, cleanliness or decontamination procedures shall be solely the responsibility of the Author and shall be undertaken at the Author's


expense. All indemnifications provided herein shall include JoVE's attorney's fees and costs related to said losses or damages. Such indemnification and holding harmless shall include such losses or damages incurred by, or in connection with, acts or omissions of JoVE, its employees, agents or independent contractors.

12. **Fees.** To cover the cost incurred for publication, JoVE must receive payment before production and publication the Materials. Payment is due in 21 days of invoice. Should the Materials not be published due to an editorial or production decision, these funds will be returned to the Author. Withdrawal by the Author of any submitted Materials after final peer review approval will result in a US\$1,200 fee to cover pre-production expenses incurred by JoVE. If payment is not received by the completion of filming, production and publication of the Materials will be suspended until payment is received.

13. **Transfer, Governing Law.** This Agreement may be assigned by JoVE and shall inure to the benefits of any of JoVE's successors and assignees. This Agreement shall be governed and construed by the internal laws of the Commonwealth of Massachusetts without giving effect to any conflict of law provision thereunder. This Agreement may be executed in counterparts, each of which shall be deemed an original, but all of which together shall be deemed to be one and the same agreement. A signed copy of this Agreement delivered by facsimile, e-mail or other means of electronic transmission shall be deemed to have the same legal effect as delivery of an original signed copy of this Agreement.

A signed copy of this document must be sent with all new submissions. Only one Agreement required per submission.

### CORRESPONDING AUTHOR:

Name: Pollet Pamela  
Department: School of Chemistry and Biochemistry  
Institution: Georgia Institute of Technology  
Article Title: CONTINUOUS FLOW CHEMISTRY: REACTION OF DIPHENYLDIAZOMETHANE WITH p-NITROBENZOIC ACID  
Signature:  Date: 05/11/17

Please submit a signed and dated copy of this license by one of the following three methods:

- 1) Upload a scanned copy of the document as a pdf on the JoVE submission site;
- 2) Fax the document to +1.866.381.2236;
- 3) Mail the document to JoVE / Attn: JoVE Editorial / 1 Alewife Center #200 / Cambridge, MA 02139

For questions, please email [submissions@jove.com](mailto:submissions@jove.com) or call +1.617.945.9051

Editorial comments:

Changes to be made by the Author(s):

1. Please take this opportunity to thoroughly proofread the manuscript to ensure that there are no spelling or grammar issues. The JoVE editor will not copy-edit your manuscript and any errors in the submitted revision may be present in the published version.

The manuscript was thoroughly read-proofed.

2. Please ensure that the references appear as the following: [Lastname, F.I., LastName, F.I., LastName, F.I. Article Title. Source. Volume (Issue), FirstPage – LastPage, doi: DOI (YEAR).] For more than 6 authors, list only the first author then et al.

Done.

3. Please abbreviate all journal titles.

Done

4. Please include volume, issue numbers, and DOIs for all references.

Done.

5. Please define all abbreviations before use.

Done.

6. Figure 8: Please use correct subscripts in the chemical nomenclature.

Figure 8 was reviewed. It was not clear what “correct subscripts in the chemical nomenclature” was referred to. As a consequence, no changes were made.

7. Please remove the references from the Abstract.

Done.

8. Please number all references individually.

Done.

9. Please remove the brackets around the superscripted reference numbers.

Done.

10. Please remove the embedded figure(s) from the manuscript. All figures should be uploaded

separately to your Editorial Manager account. Each figure must be accompanied by a title and a description after the Representative Results of the manuscript text.

The figures will be downloaded individually.

11. Please ensure that all text in the protocol section is written in the imperative tense as if telling someone how to do the technique (e.g., “Do this,” “Ensure that,” etc.). The actions should be described in the imperative tense in complete sentences wherever possible. Avoid usage of phrases such as “could be,” “should be,” and “would be” throughout the Protocol. Any text that cannot be written in the imperative tense may be added as a “Note.” However, notes should be concise and used sparingly. Please include all safety procedures and use of hoods, etc.

Done.

12. The Protocol should contain only action items that direct the reader to do something. Please move the discussion about the protocol to the Discussion.

Done.

13. Please quantitate all volumes used throughout and avoid vague language: appreciable, etc.

Done.

14. 3.2: What is an addition, the same as the reaction volume?

This was clarified as the protocol was reviewed.

15. 5.1.1: How are the solutions prepped?

The information was provided.

16. Please ensure that all Greek characters are in the same font as the rest of the manuscript (Calibri).

Done.

17. As we are a methods journal, please revise the Discussion to explicitly cover the following in detail in 3-6 paragraphs with citations:

- a) Critical steps within the protocol
- b) Any modifications and troubleshooting of the technique
- c) Any limitations of the technique
- d) The significance with respect to existing methods
- e) Any future applications of the technique

The following was added in the discussion:

#### Limitation and considerations:

The formation of solids (i.e. precipitates) during the reaction is an important parameter when considering flow processes. In those instances, one must consider (i) modifying the protocol in batch-mode to maintain homogeneity throughout the reaction (i.e. changing reagents, solvent, temperature etc..) or (ii) design the reactor to allow for the processing of slurries. The latest option may be viable with optimization and tailored reactor design. In practice, the two most limiting factors for flow processes are (i) viscous solutions: the ability to pump viscous liquids and the resulting pressure drop are often prohibitive and (ii) using heterogeneous (solid/liquid) feeding streams. It is difficult to consistently and effectively pump fine suspensions (for example in the cases of heterogeneous catalyst). In addition, accumulation of particles in the reactor can lead to blockage, and ultimately failure.

Overall, flow chemistry has been demonstrated to be superior (to batch processes) for synthetic transformations that (i) require precise temperature control (i.e. avoid hot spot, competitive reaction etc..), (ii) involve the formation of highly reactive or unstable intermediates, (iii) require enhanced mixing with multi-liquid phases for example.

#### Reviewers' comments:

##### **Reviewer #1:**

##### *Manuscript Summary:*

Generally well thought out and well written manuscript. Particularly good discussion of continuous flow reactions in general, the specific reaction discussed, and the equipment used.

##### *Major Concerns:*

-There were three names given to p-nitrobenzoic acid in various places in the manuscript (paranitrobenzoic acid, p-NO<sub>2</sub> benzoic acid, and p-nitrobenzoic acid). I suggest using only the p-nitrobenzoic acid consistently.

p-nitrobenzoic acid was consistently used as suggested.

-At line 175 begins the protocol for the synthesis of DDM, the term DDM is not previously defined. For clarity I suggest that the first time diphenyldiazomethane is mentioned, it should be "diphenyldiazomethane (DDM)". the same is true for DCM, introduced at line 186.

All abbreviations were defined the first time they are used.

-In this same section, line 180 states "10 g (.7205 equivalents)" of anhydrous KH<sub>2</sub>PO<sub>4</sub>. This is clearly mixing significant figures (should it be 10.00 g or .72 equivalents). The same problem occurs at line 186.

Significant figures were reviewed throughout the manuscript for consistency.

##### *Minor Concerns:*

-Numerous typos and difficulties with English language conventions.

Manuscript was read-proofed carefully to address those.

*Additional Comments to Authors:*

N/A

**Reviewer #2:**

*Manuscript Summary:*

The contribute by Pollet and co-workers would provide a blueprint to transfer a chemical processes from batch to flow mode. The manuscript is well written and could be accepted for publication in Jove after the small changes reported below.

*Major Concerns:*

No major concerns.

*Minor Concerns:*

A picture of the complete flow system need to be included.

A picture was included with the schematic of the reactor.

References: The following very recent reviews on flow chemistry must be included:

Chem. Rev. 2017, DOI: 10.1021/acs.chemrev.7b00183;

Added.

Beilstein J. Org. Chem. 2017, 13, 520.

Our institution does not have direct access to this journal. The reference was not added as we could not read the article.

J. Flow Chem. 2016, 6, 136.

Added.

Current Opinion in Green and Sustainable Chemistry 2017, doi: 10.1016/j.cogsc.2017.06.003.

Added.

*Additional Comments to Authors:*

N/A