

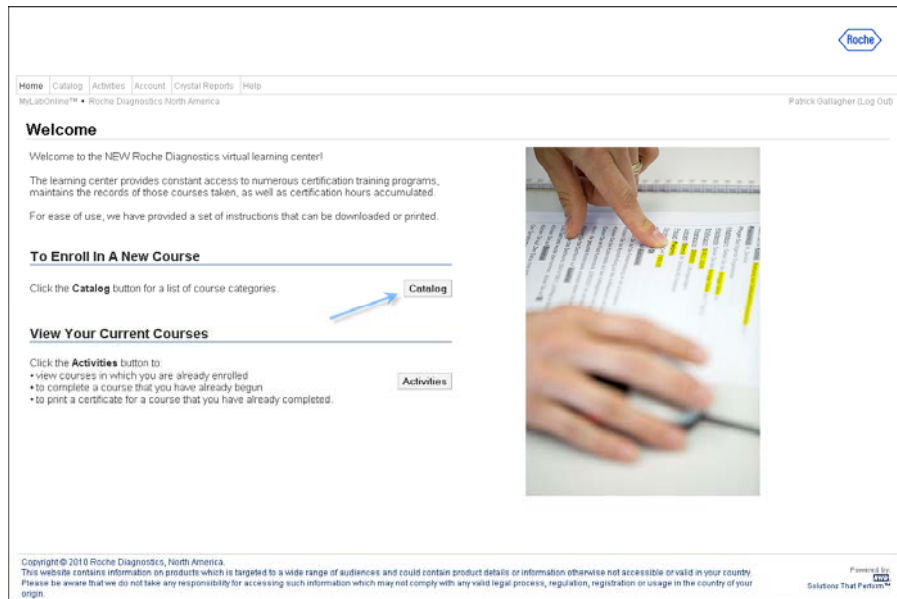
# Instructions for Using the Roche Virtual Learning Center

For Scheduled Events instructions, [go to page 6](#).

## On-Demand Instructions

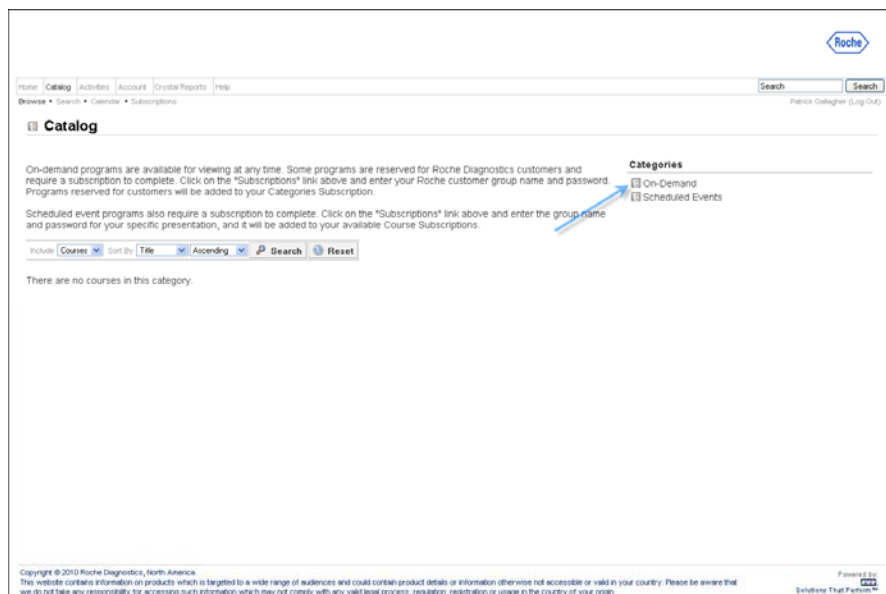
1. On the **Home** screen, click the Catalog button.

### Home Screen



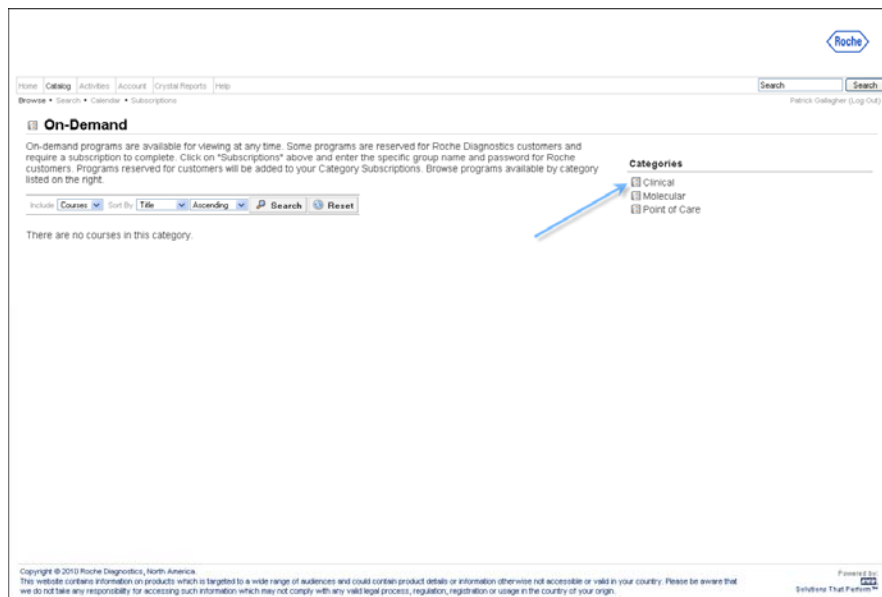
2. On the **Catalog** screen, click On-Demand in the Categories list.

### Catalog Screen



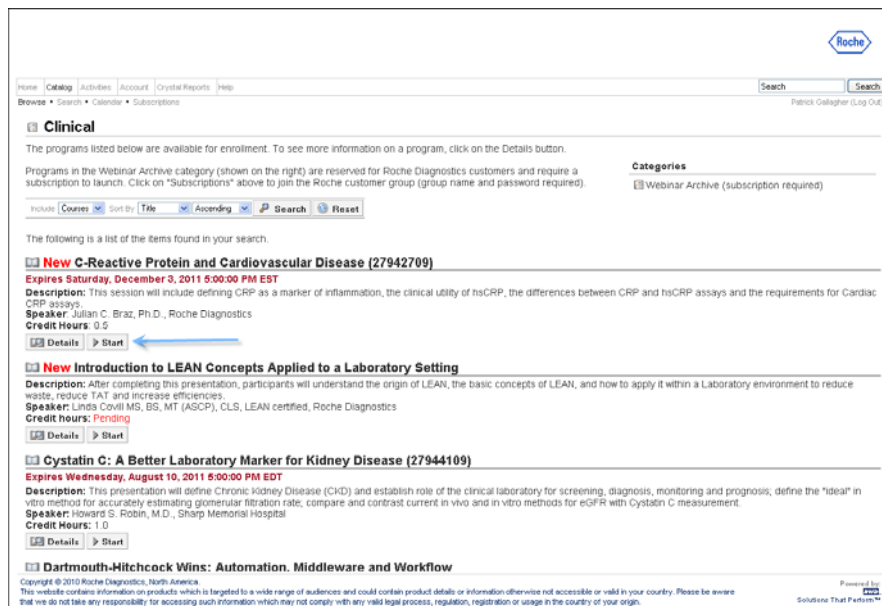
3. On the **On-Demand** screen, click the name of the category title you wish to explore.

## On-Demand Screen




4. Browse to the program you wish to view and click **Start**.

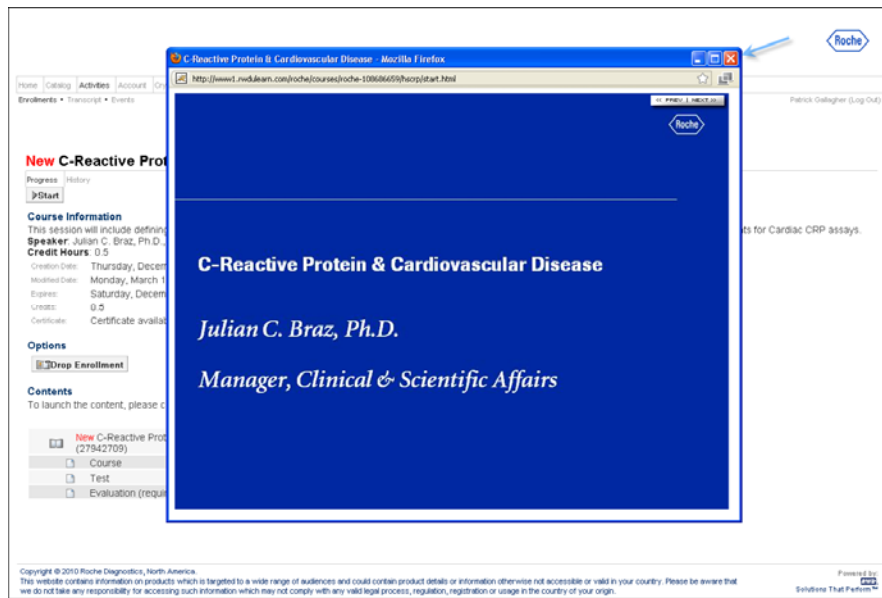
## Program Browse Screen





**NOTE:** Programs reserved for Roche Diagnostics customers require a subscription to launch. Click Subscriptions in the secondary menu and enter the appropriate Group Name and Password. (The Group Name and Password can be found in the logged in Training section of MyLabOnline.)

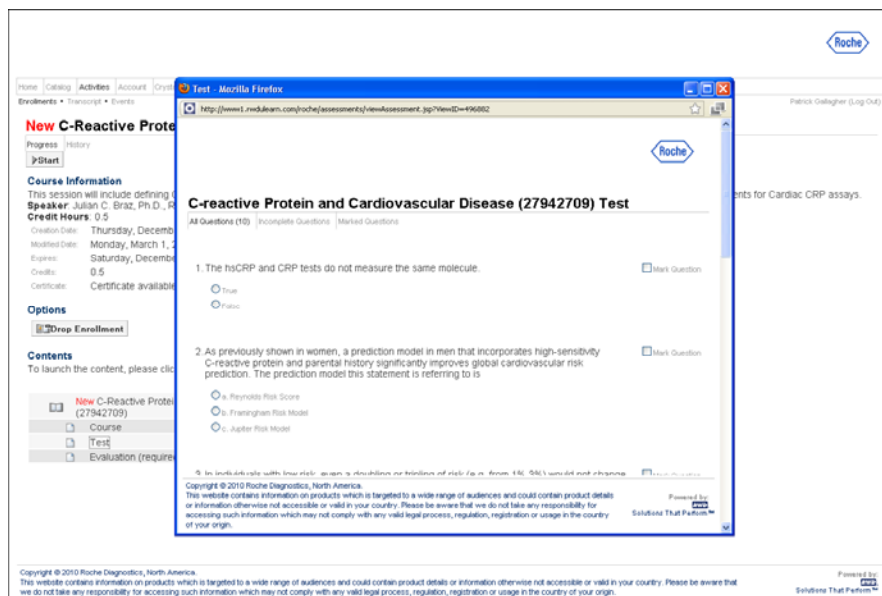
5. The program will automatically launch. At the completion of the program click  to close the program screen.

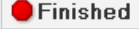

## Program Screen



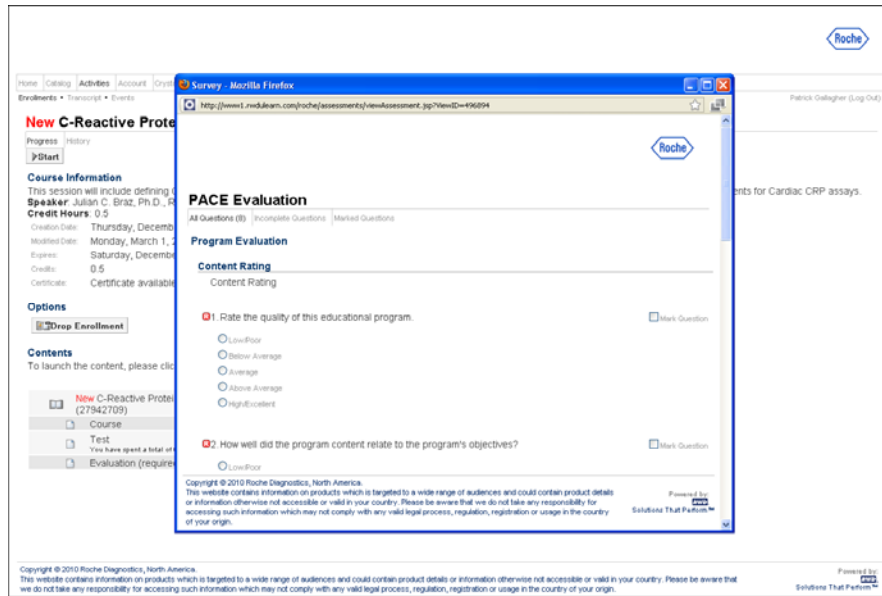
6. Click on and complete the test, then click  , then click  to close the test screen.

## Test Screen




7. Click on and complete the evaluation, then click  and  to close the evaluation screen.

## Evaluation Screen







The screenshot shows a web browser window with the URL <http://www1.medlearn.com/roche/assessment/viewassessment.jsp?NewID=492004>. The page is titled "PACE Evaluation" and contains two questions. Question 1 asks to "Rate the quality of this educational program." with radio button options: Low/Poor, Below Average, Average, Above Average, and Highest/Excellent. Question 2 asks "How well did the program content relate to the program's objectives?" with radio button options: Low/Poor and Above Average. The page also includes a "Drop Enrollment" button and a "Contents" section. A blue arrow points to the "Options" section, which contains a certificate icon.

**Course Information**  
This session will include defining CRP as a marker of inflammation, the clinical utility of hsCRP, the differences between CRP and hsCRP assays and the requirements for Cardiac CRP assays.  
**Speaker:** Julian C. Bratz, Ph.D., R  
**Credit Hours:** 0.5  
Creation Date: Thursday, December 3, 2009 10:30:36 AM EST  
Modified Date: Monday, March 1, 2010 11:18:41 AM EST  
Expires: Saturday, December 3, 2011 5:00:00 PM EST  
Credits: 0.5  
My Credits: 0.5  
Certificate: Certificate available upon successful completion of the course.

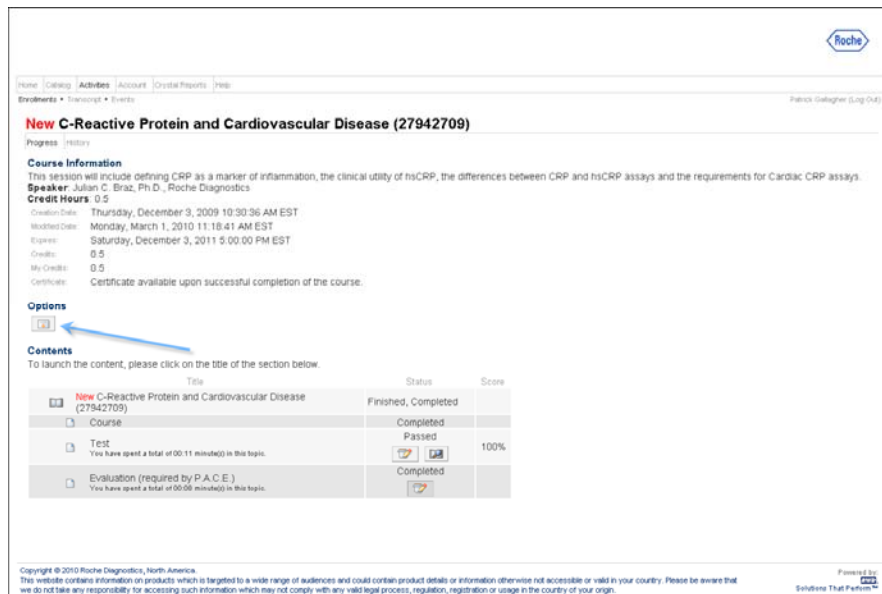
**Options**  


**Contents**  
To launch the content, please click on the title of the section below.

Title	Status	Score
 <b>New C-Reactive Protein and Cardiovascular Disease (27942709)</b>	Finished, Completed	
 <b>Course</b>	Completed	
 <b>Test</b> You have spent a total of 00:11 minute(s) in this topic.	Passed	100%
 <b>Evaluation (required by P.A.C.E.)</b> You have spent a total of 00:08 minute(s) in this topic.	Completed	


8. On the program screen, click the certificate icon to view your certificate of completion.

## Program Screen







The screenshot shows the "Program Screen" for the course "New C-Reactive Protein and Cardiovascular Disease (27942709)". The page includes a "Course Information" section, a "Contents" section, and a table showing the status of the course components. A blue arrow points to the "Options" section, which contains a certificate icon.

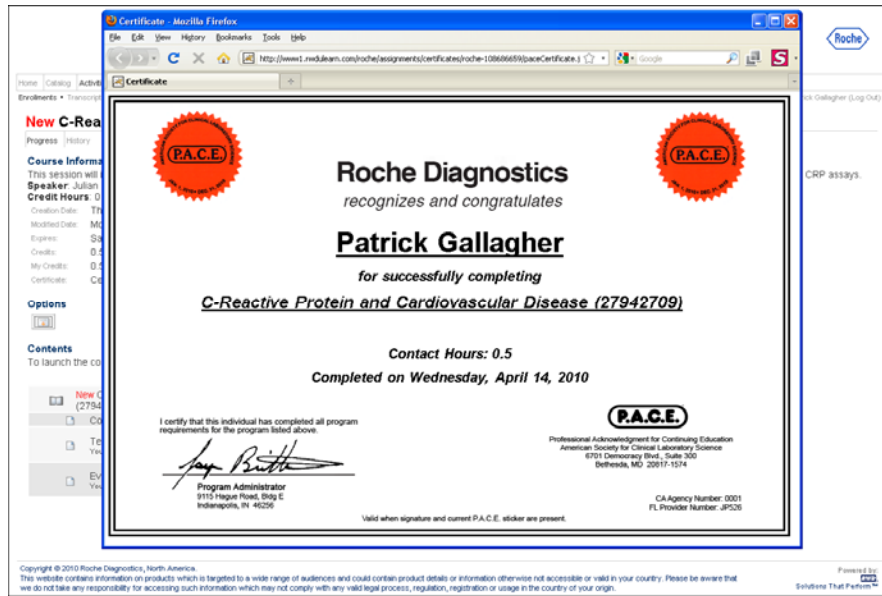
**Course Information**  
This session will include defining CRP as a marker of inflammation, the clinical utility of hsCRP, the differences between CRP and hsCRP assays and the requirements for Cardiac CRP assays.  
**Speaker:** Julian C. Bratz, Ph.D., R  
**Credit Hours:** 0.5  
Creation Date: Thursday, December 3, 2009 10:30:36 AM EST  
Modified Date: Monday, March 1, 2010 11:18:41 AM EST  
Expires: Saturday, December 3, 2011 5:00:00 PM EST  
Credits: 0.5  
My Credits: 0.5  
Certificate: Certificate available upon successful completion of the course.

**Options**  


**Contents**  
To launch the content, please click on the title of the section below.

Title	Status	Score
 <b>New C-Reactive Protein and Cardiovascular Disease (27942709)</b>	Finished, Completed	
 <b>Course</b>	Completed	
 <b>Test</b> You have spent a total of 00:11 minute(s) in this topic.	Passed	100%
 <b>Evaluation (required by P.A.C.E.)</b> You have spent a total of 00:08 minute(s) in this topic.	Completed	

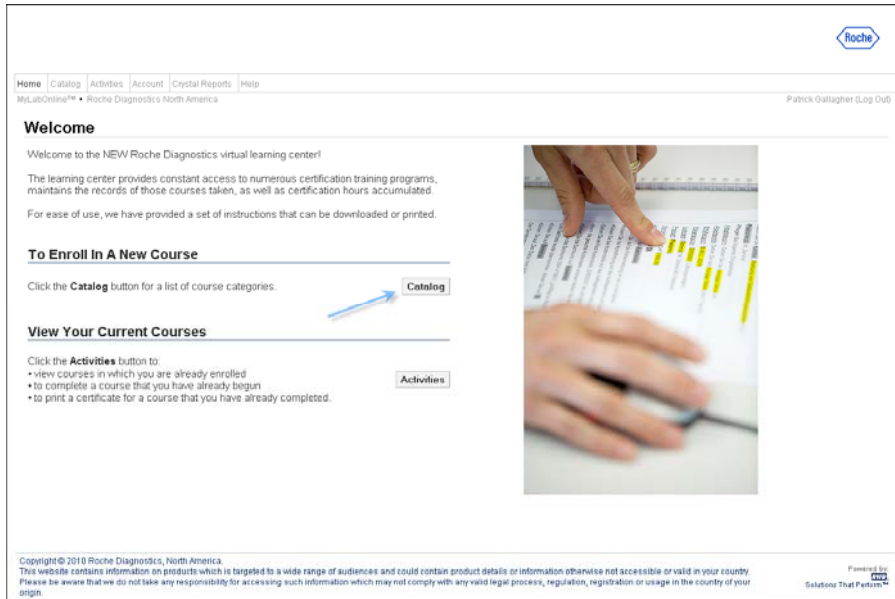
9. Print your certificate using the browser's Print feature.



## Scheduled Events Instructions

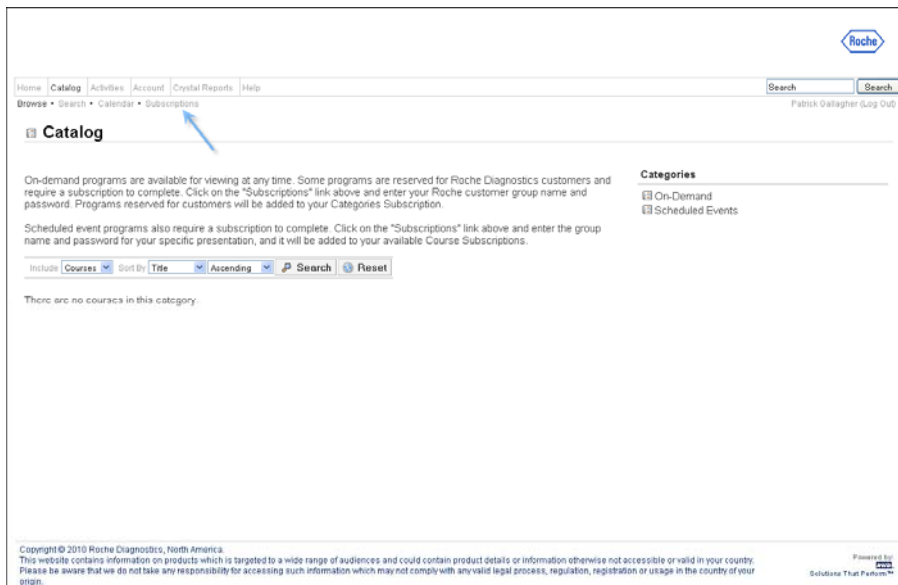
1. On the **Home** screen, click the Catalog button.


### Home Screen



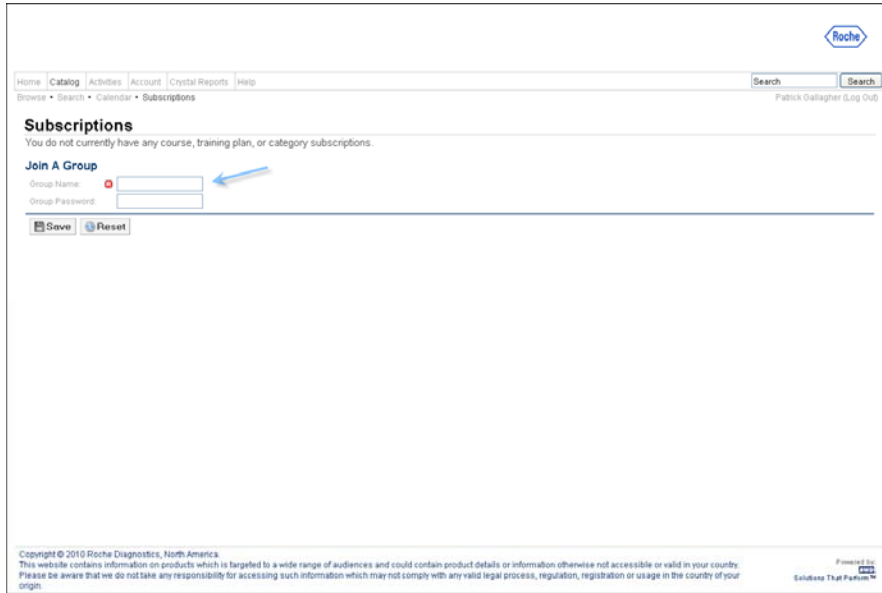
2. On the **Catalog** screen, click Subscriptions link in the secondary menu.

### Catalog Screen



3. On the **Subscriptions** screen, enter the Group Name and Password for the presentation you attended, then click  Save.

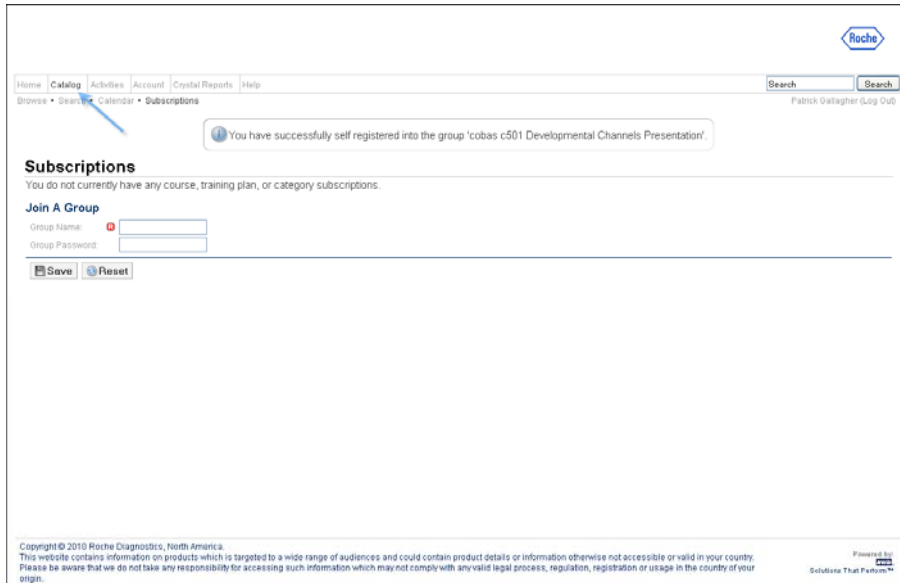
### Subscriptions Screen



The screenshot shows the 'Subscriptions' screen of a Roche website. At the top, there is a navigation bar with links: Home, Catalog, Activities, Account, Crystal Reports, and Help. A search bar is on the right. Below the navigation bar, there is a breadcrumb trail: Browse > Search > Calendar > Subscriptions. The main heading is 'Subscriptions', followed by the text 'You do not currently have any course, training plan, or category subscriptions.' Below this is a section titled 'Join A Group' with two input fields: 'Group Name' and 'Group Password'. A blue arrow points to the 'Group Name' field. At the bottom of the form are 'Save' and 'Reset' buttons. The footer contains copyright information for Roche Diagnostics, North America, and a disclaimer about the use of the website.

4. On the **Subscriptions** screen, click Catalog in the primary menu.

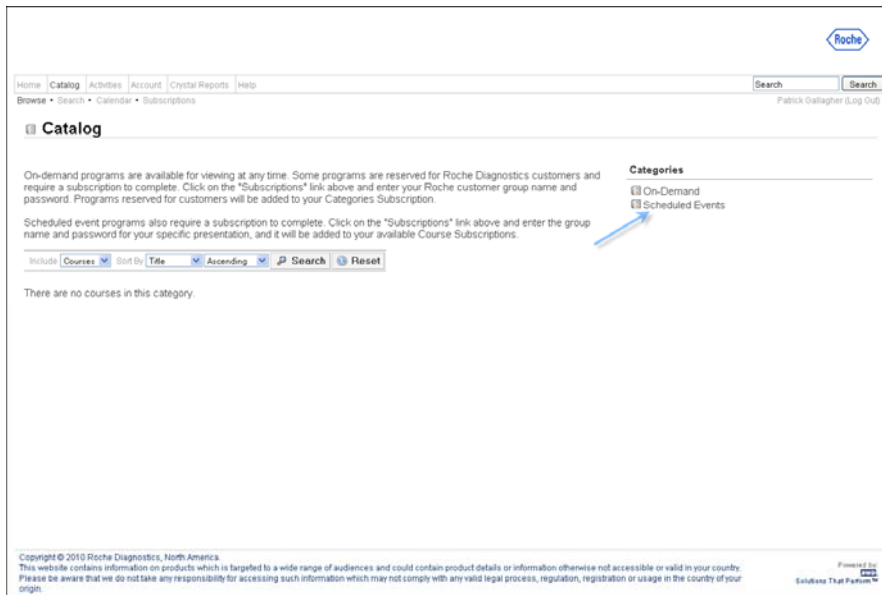
### Subscriptions Screen



The screenshot shows the 'Subscriptions' screen of a Roche website, similar to the previous one, but with a message indicating successful registration: 'You have successfully self registered into the group 'cobas c501 Developmental Channels Presentation''. The 'Join A Group' form is still present. A blue arrow points to the 'Catalog' link in the primary menu. The footer contains copyright information for Roche Diagnostics, North America, and a disclaimer about the use of the website.

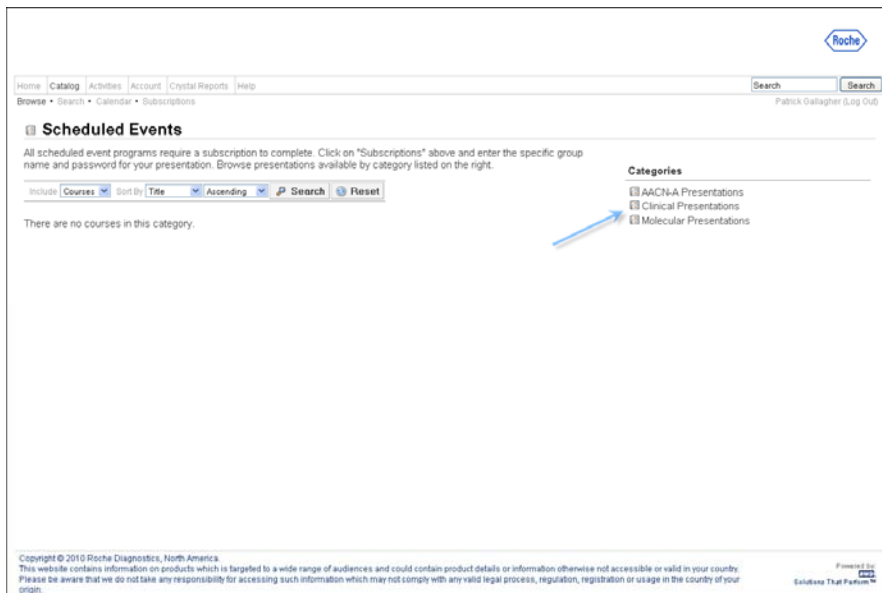
5. On the **Catalog** screen, click Scheduled Events in the Categories list.

## Catalog Screen



6. On the **Scheduled Events** screen, click the name of the category title you wish to explore.

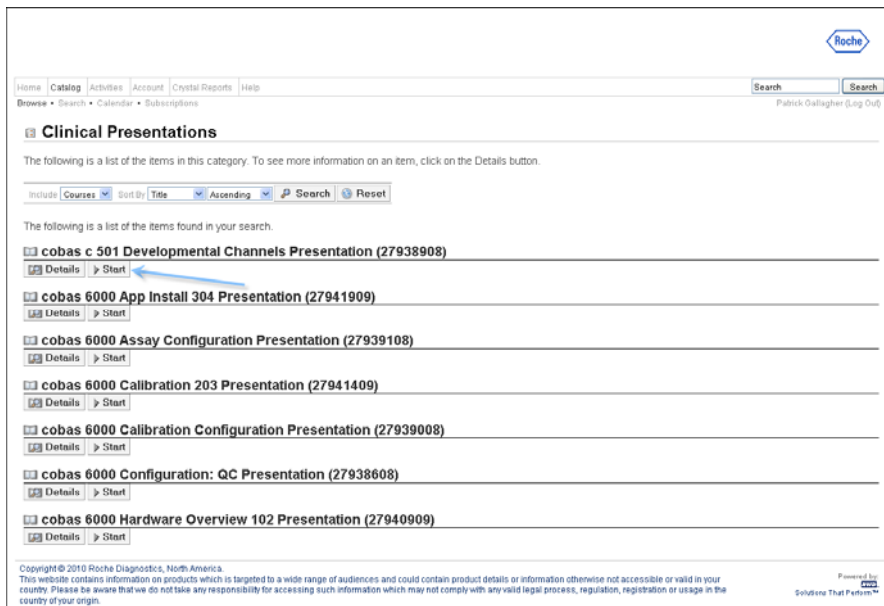
## Scheduled Events Screen





7. Browse to your presentation and click . The Confirm Participation form should automatically open.

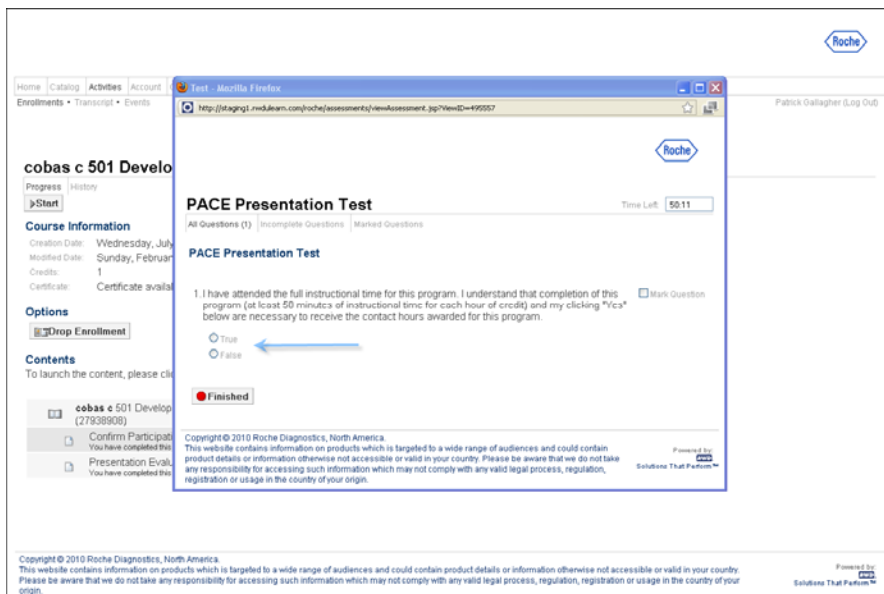
## Presentation Browse Screen




The screenshot shows the 'Clinical Presentations' section of a Roche website. It features a search bar at the top right and a navigation menu at the top left. Below the search bar, there is a list of presentations with columns for 'Include', 'Courses', 'Sort by', 'Title', 'Ascending', 'Search', and 'Reset'. The list includes several presentations, each with a 'Details' button and a 'Start' button. A blue arrow points to the 'Start' button for the 'cobas c 501 Developmental Channels Presentation (27938908)'. The footer contains copyright information for Roche Diagnostics, North America, and a disclaimer about the use of the website.

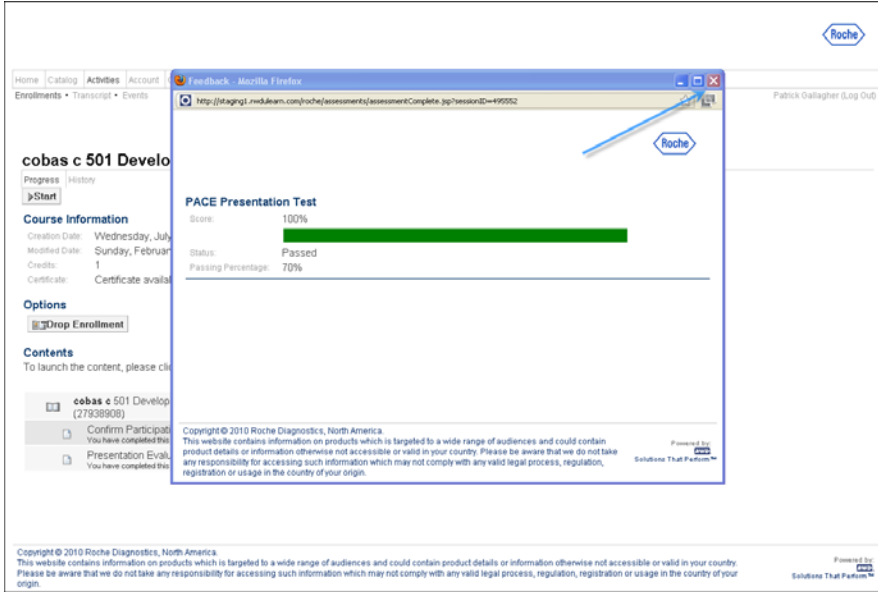
8. Confirm your participation for the full instructional time for this presentation, then click .

## Confirm Participation Screen



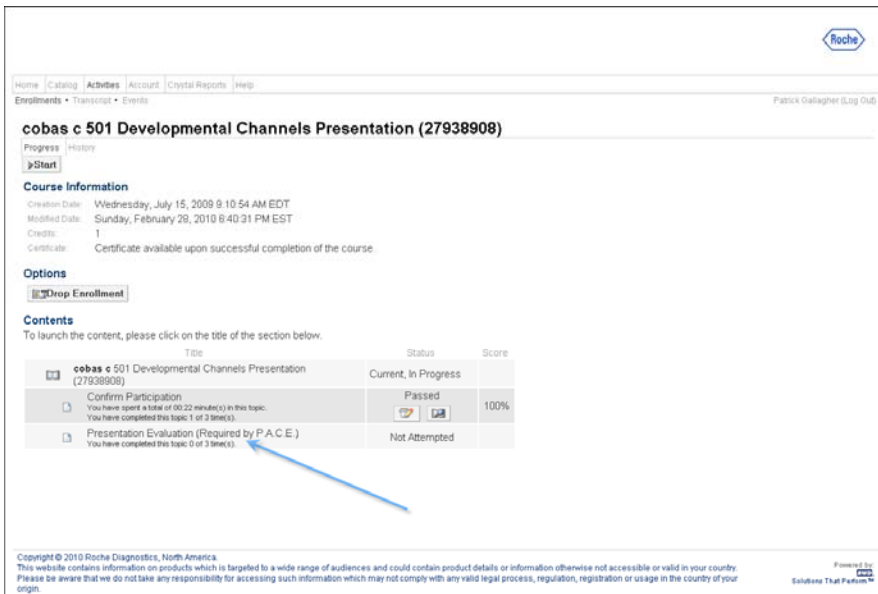
The screenshot shows the 'Confirm Participation' screen for the 'cobas c 501 Developmental Channels Presentation (27938908)'. It features a 'Start' button and a 'Drop Enrollment' button. The 'Contents' section includes a 'Confirm Participation' link. A blue arrow points to the 'Confirm Participation' link. The 'PACE Presentation Test' section is visible, showing a question about attending the full instructional time. A red 'Finished' button is at the bottom right. The footer contains copyright information for Roche Diagnostics, North America, and a disclaimer about the use of the website.

9. Click  to close the window.



The screenshot shows a web application interface with a sidebar on the left and a main content area. The sidebar contains links like Home, Catalog, Activities, Account, and Enrollments. The main content area displays course information for 'cobas c 501 Developmental Channels Presentation (27938908)'. A modal window titled 'PACE Presentation Test' is open, showing a score of 100% and a status of 'Passed'. A blue arrow points to the close button (X) in the window's title bar.

10. Click the **Presentation Evaluation** link and complete the evaluation.

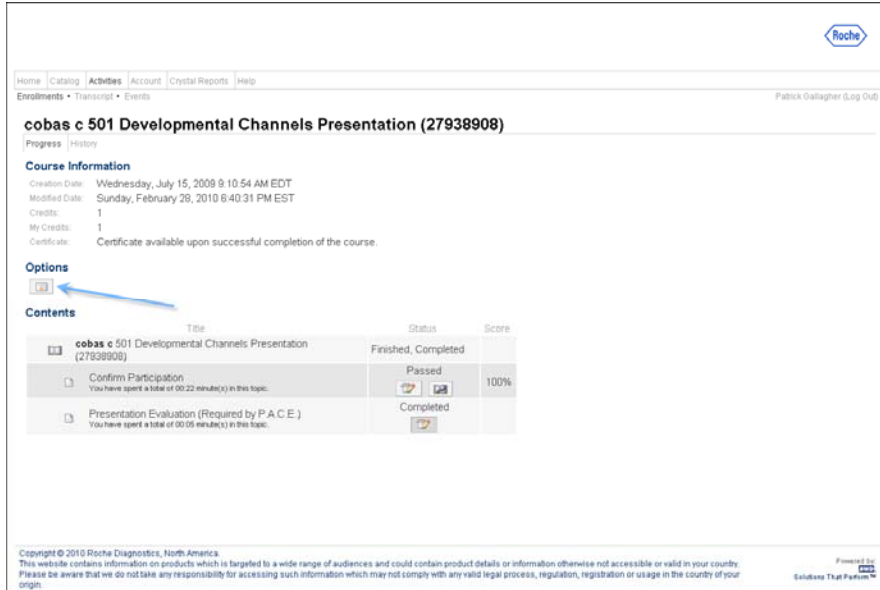


The screenshot shows the same web application interface. The 'Presentation Evaluation' link in the 'Presentation Evaluation (Required by PACE)' row is highlighted. A blue arrow points to this link. The table also shows the status 'Current, In Progress' and a score of 100% for the 'Confirm Participation' row.

Title	Status	Score
cobas c 501 Developmental Channels Presentation (27938908)	Current, In Progress	
Confirm Participation You have spent a total of 00:22 minute(s) in this topic. You have completed this topic 1 of 3 time(s).	Passed	100%
Presentation Evaluation (Required by PACE) You have completed this topic 0 of 3 time(s).	Not Attempted	

11. Complete the short evaluation and click .
12. Click the  to close the window.
13. On the presentation screen, click the certificate icon to view your certificate of completion.

## Presentation Screen



Roche

Home | Catalog | **Activities** | Account | Crystal Reports | Help

Enrollments • Transcript • Events Patrick Gallagher (Log Out)




### cobas c 501 Developmental Channels Presentation (27938908)

Progress | History




#### Course Information

Creation Date: Wednesday, July 15, 2009 9:10:54 AM EDT  
 Modified Date: Sunday, February 28, 2010 6:40:31 PM EST  
 Credits: 1  
 My Credits: 1  
 Certificate: Certificate available upon successful completion of the course.

#### Options

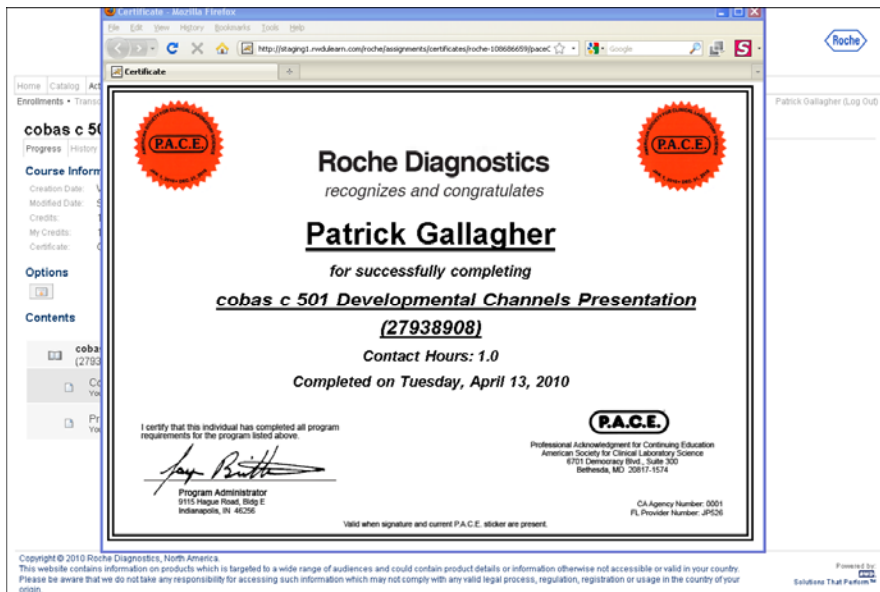
#### Contents

	Title	Status	Score
	cobas c 501 Developmental Channels Presentation (27938908)	Finished, Completed	
	Confirm Participation You have spent a total of 00:22 minute(s) in this topic.	Passed	100%
	Presentation Evaluation (Required by P.A.C.E.) You have spent a total of 00:05 minute(s) in this topic.	Completed	

Copyright © 2010 Roche Diagnostics, North America.  
 This website contains information on products which is targeted to a wide range of audiences and could contain product details or information otherwise not accessible or valid in your country.  
 Please be aware that we do not take any responsibility for accessing such information which may not comply with any valid legal process, regulation, registration or usage in the country of your origin.

Powered by  
 Solutions That Perform™

14. Print your certificate using the browser's Print feature.



Roche

Home | Catalog | **Activities** | Account | Crystal Reports | Help

Enrollments • Transcript • Events Patrick Gallagher (Log Out)



### cobas c 501 Developmental Channels Presentation (27938908)

Progress | History




#### Course Information

Creation Date: Wednesday, July 15, 2009 9:10:54 AM EDT  
 Modified Date: Sunday, February 28, 2010 6:40:31 PM EST  
 Credits: 1  
 My Credits: 1  
 Certificate: Certificate available upon successful completion of the course.

#### Options

#### Contents

	Title	Status	Score
	cobas c 501 Developmental Channels Presentation (27938908)	Finished, Completed	
	Confirm Participation You have spent a total of 00:22 minute(s) in this topic.	Passed	100%
	Presentation Evaluation (Required by P.A.C.E.) You have spent a total of 00:05 minute(s) in this topic.	Completed	

Copyright © 2010 Roche Diagnostics, North America.  
 This website contains information on products which is targeted to a wide range of audiences and could contain product details or information otherwise not accessible or valid in your country.  
 Please be aware that we do not take any responsibility for accessing such information which may not comply with any valid legal process, regulation, registration or usage in the country of your origin.

Powered by  
 Solutions That Perform™