

JoVE: Science Education
Ozonolysis of Isoeugenol
--Manuscript Draft--

Manuscript Number:	10339
Full Title:	Ozonolysis of Isoeugenol
Article Type:	Manuscript
Section/Category:	Manuscript Submission
Corresponding Author:	Vy Dong UNITED STATES
Corresponding Author Secondary Information:	
Corresponding Author's Institution:	
Corresponding Author's Secondary Institution:	
First Author:	Vy Dong
First Author Secondary Information:	
Order of Authors:	Vy Dong
Order of Authors Secondary Information:	

PI Name: Vy M. Dong & Zhiwei Chen

Science Education Title: Ozonolysis of Isoeugenol

Overview:

This experiment will demonstrate an example of an ozonolysis reaction to synthesize vanillin from isoeugenol (**Figure 1**). Ozonolysis of alkenes, an oxidation reaction between ozone and an alkene, is a common method to prepare aldehydes, ketones, and carboxylic acids. This experiment also demonstrates the use of an ozone generator and a low temperature (-78 °C) reaction.

Formatted: Font: Bold

Principles:

The oxidative cleavage of alkenes to two carbonyl-group-containing compounds is called an ozonolysis reaction (**Figure 2**). The proposed mechanism (**Figure 3**) begins with a [3+2] cycloaddition between alkene **1** with ozone to generate the molozonide intermediate **A**. **A** is unstable and rearranges into the more stable ozonide **C** via the zwitterion **B**. **C** decomposes in the presence of a reductant such as dimethyl sulfide to furnish the two carbonyl products **2**, **3**, and dimethyl sulfoxide. When a nucleophilic solvent is used (*e.g.* methanol), *the nucleophile attacks* intermediate **B** *to formis trapped as* a hydroperoxide **E**, which decomposes to the product **3** *when dimethyl sulfide is added* (**Figure 4**). The reaction is typically performed at -78 °C *to prevent side reactions* and in the presence of an indicator to determine when the reaction is complete. Sudan III is a commonly used indicator. Initially, the reaction mixture is red and turns to purple/blue when all of the alkene is consumed. When all of the alkene has reacted, the indicator, which has a N-N double bond, reacts with the ozone thereby giving the color change.

Formatted: Font: Bold

Formatted: Font: Bold

Formatted: Font: Italic

Formatted: Font: Bold

Procedure:

- 1) Add 200 mg of isoeugenol, 15 mL of MeOH, and ~2 mg of Sudan III to a 3-necked 50-mL round-bottom flask equipped with a magnetic stir bar.
- 2) Connect the reaction flask to an oxygen tank and a bubbler.
- 3) Turn on the flow of oxygen.
- 4) Cool the reaction mixture with a dry ice/acetone bath.
- 5) Switch on the ozone generator, *which converts the oxygen from the tank to ozone that goes into the reaction flask. The generator will be between the oxygen tank and the reaction flask. And* allow the reaction mixture to stir until the red color changes to purple/blue.

- 6) Turn off the ozone generator, and allow oxygen to purge the reaction mixture of ozone for 5 minutes.
- 7) Remove the cooling bath and add 0.2 mL of dimethyl sulfide.
- 8) Stir the reaction mixture while warming to room temperature for 1 hour.
- 9) Remove the solvent by rotary evaporation. Make a silica plug by placing silica gel into a Büchner funnel. Dissolve the residue in and filter the residue through a silica plug (10% ethyl acetate in hexanes and pass the solution through the silica plug under vacuum to remove impurities. Wash the silica plug 2 more times with 10% ethyl acetate in hexanes. Collect the filtrate and remove the solvent by rotary evaporation) to obtain vanillin as a white solid.
- 10) Calculate the percent yield of vanillin obtained and establish its purity and identity by melting point and ^1H NMR.

Representative Results:

Vanillin was obtained as a white solid (150 mg, 76% yield); m.p. 76 – 79 °C; ^1H NMR (400 MHz, CDCl_3) δ 9.82 (br s, 1H), 7.43–7.41 (m, 2H), 7.04 (d, J = 8.8 Hz, 1H), 6.30 (s, 1H), 3.96 (s, 3H);

Summary:

In this experiment, we have demonstrated the synthesis of vanillin from isoeugenol using the ozonolysis reaction. Also, the use of the ozone generated and performing a low temperature reaction was shown.

Applications

Ozonolysis is a useful reaction to prepare aldehydes, ketones, and carboxylic acids from alkenes. It has been applied in natural product synthesis and industrial-scale preparation of pharmaceuticals. Artemisinin is a potent antimalarial agent and was one of the natural products recognized in the 2015 Nobel Prize in Medicine. In a 10-step synthesis from (*R*)-(+)-pulegone, ozonolysis was used in the last step to make the natural product (**Figure 5**). Cefibuten and cefaclor are cephalosporin antibiotics produced on industrial scale. One commercial route uses ozonolysis to access a common key intermediate, which can be elaborated to both compounds (**Figure 6**).

Legend:

Figure 1. Diagram showing the ozonolysis of isoeugenol to vanillin.

Formatted: Font: Bold

Formatted: Font: Bold

Formatted: Font: Bold

Formatted: Font: Bold

Figure 2: Diagram showing the general ozonolysis reaction of an alkene with a reductive workup.

Formatted: Font: Bold

Figure 3: Diagram showing the general mechanism of alkene ozonolysis.

Formatted: Font: Bold

Figure 4: Diagram showing the formation of a hydroperoxide from intermediate B.

Formatted: Font: Bold

Figure 5: Diagram showing ozonolysis as the last step in a synthesis of artemisinin.

Formatted: Font: Bold

Formatted: Font: Bold

Figure 6: Diagram showing ozonolysis to prepare a key intermediate in the divergent synthesis of cefaclor and ceftributen.

Formatted: Font: Bold

Figure 1

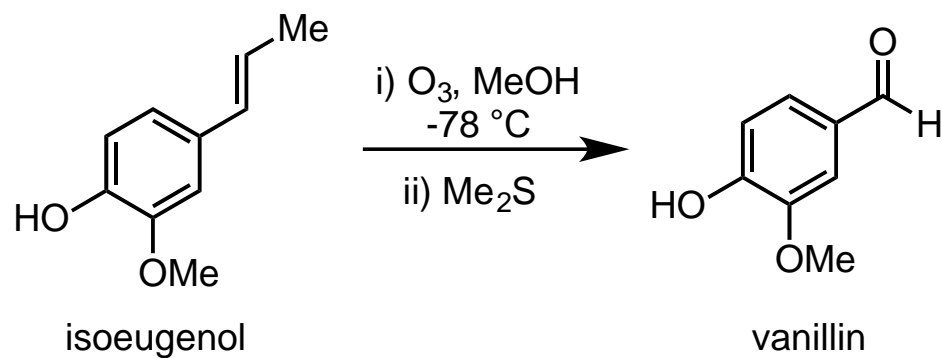


Figure 2

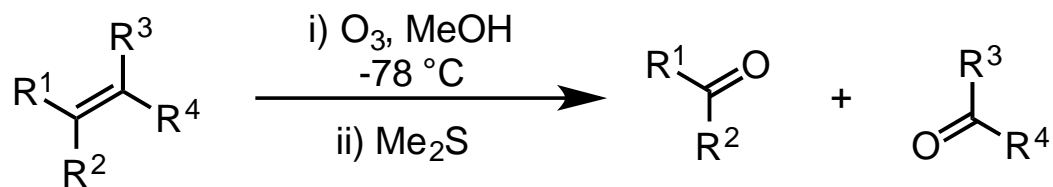


Figure 3

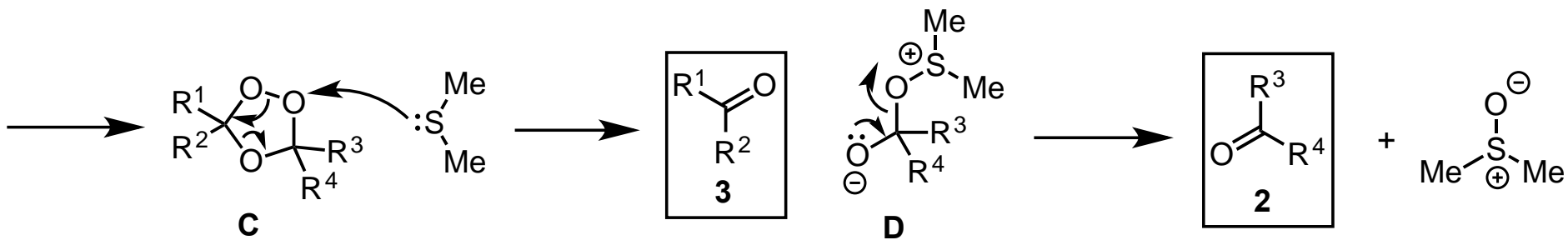
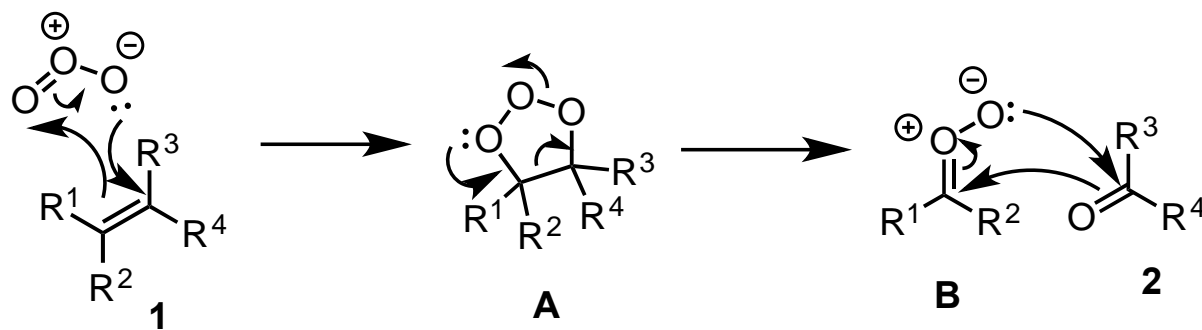


Figure 4

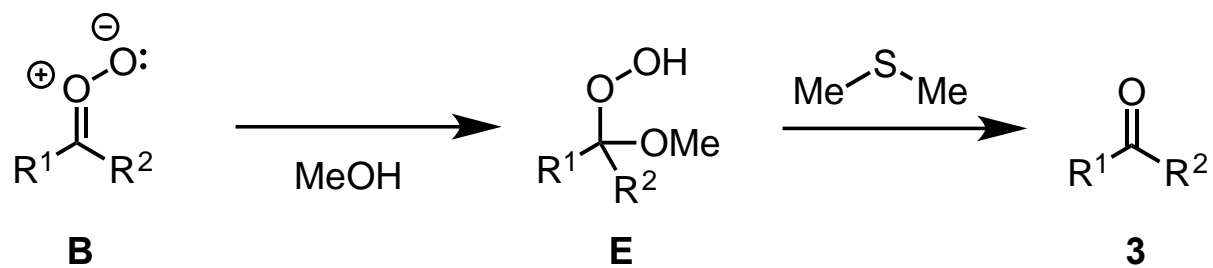


Figure 5

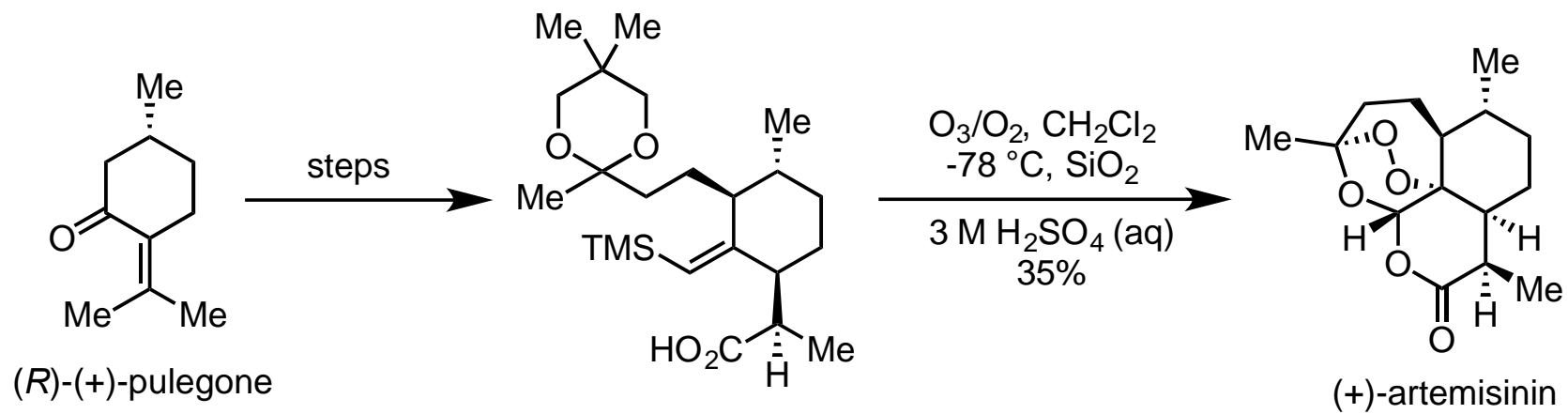


Figure 6

